

301

The mould (freshener) shape. Your design will be cut along this line, including the hole for the string/hanger.

The artwork including the bleed / outer margin. The artwork background must reach this line.

The safe line / inner margin. All important letters and other elements which cannot be cut must be designed within this line.

NOTE:

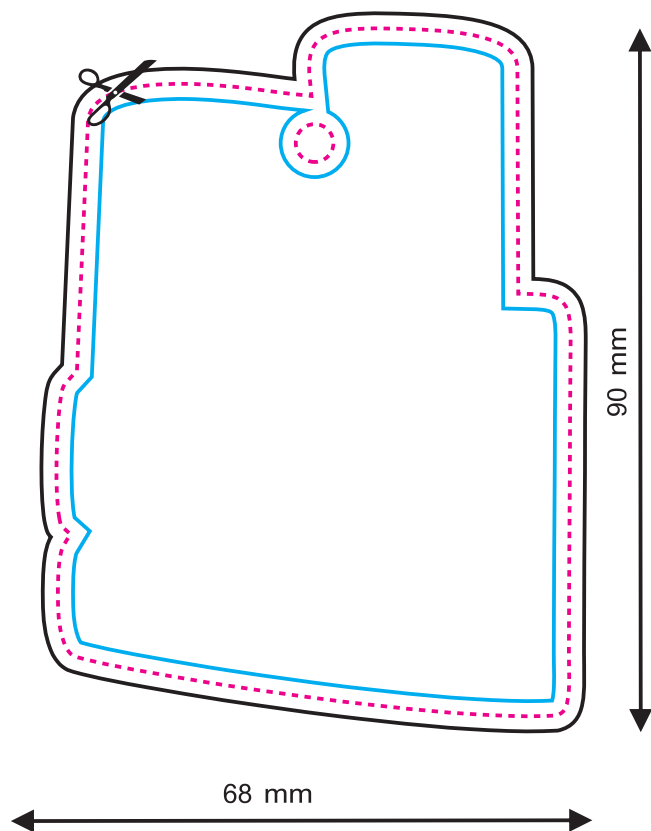
This is a demonstrative visualization. Please check the artwork carefully for the content, colours and text.

We do not responsibility for any mistakes after the design is accepted.

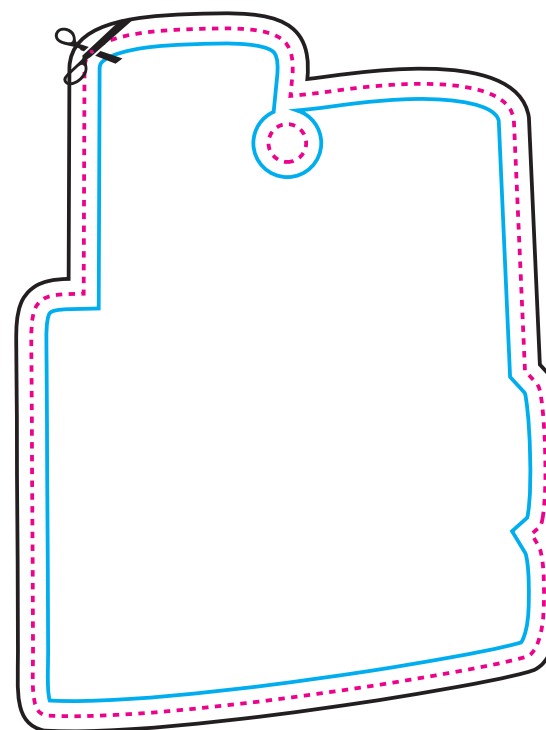
The design may be shifted in relation to the shape up to +/- 1 mm.

After the aromatic oil is applied the colours will slightly change.

KEY



front side



back side

Artwork
design

The mould (freshener) shape. Your design will be cut along this line, including the hole for the string/hanger.

The artwork including the bleed / outer margin. The artwork background must reach this line.

The safe line / inner margin. All important letters and other elements which cannot be cut must be designed within this line.

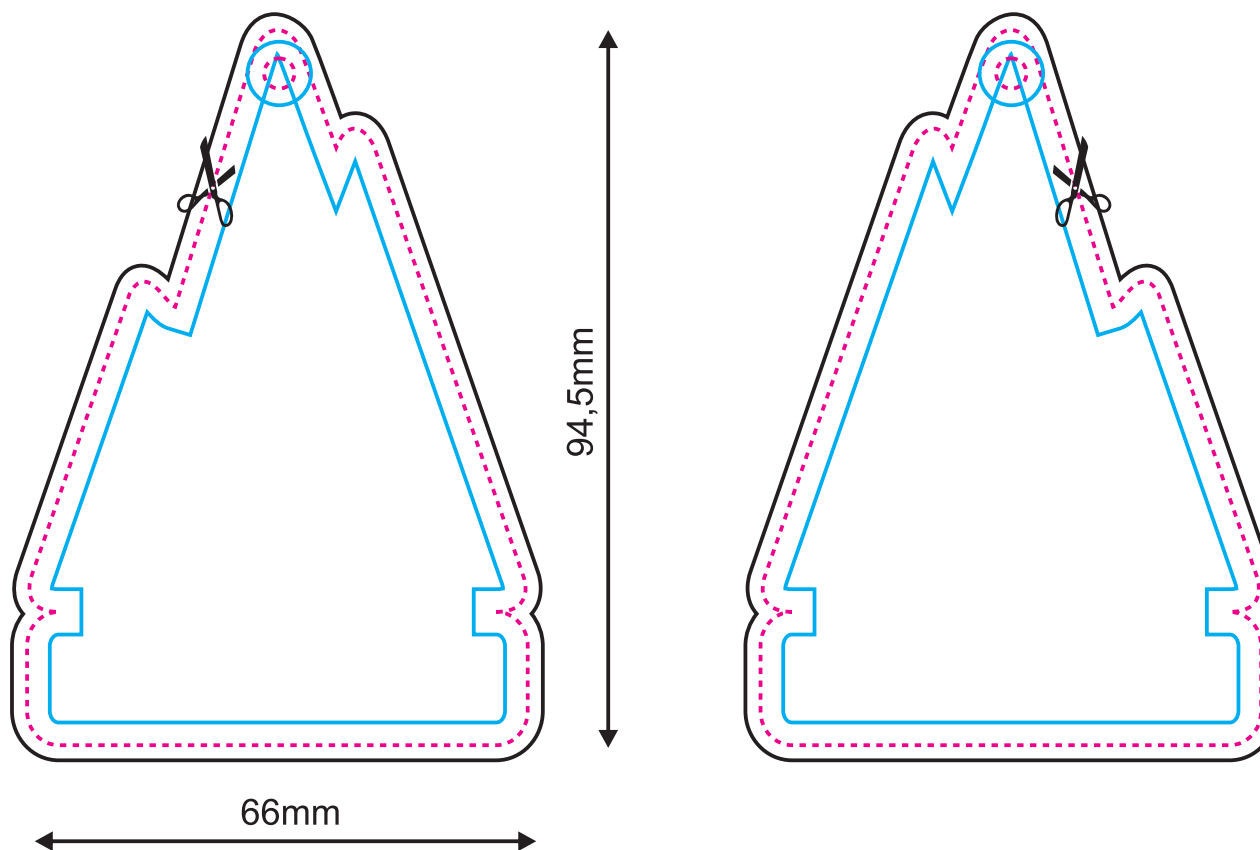
NOTE:

This is a demonstrative visualization. Please check the artwork carefully for the content, colours and text.

We do not responsibility for any mistakes after the design is accepted.

The design may be shifted in relation to the shape up to +/- 1 mm.

After the aromatic oil is applied the colours will slightly change.



front side

back side

The mould (freshener) shape. Your design will be cut along this line, including the hole for the string/hanger.

The artwork including the bleed / outer margin. The artwork background must reach this line.

The safe line / inner margin. All important letters and other elements which cannot be cut must be designed within this line.

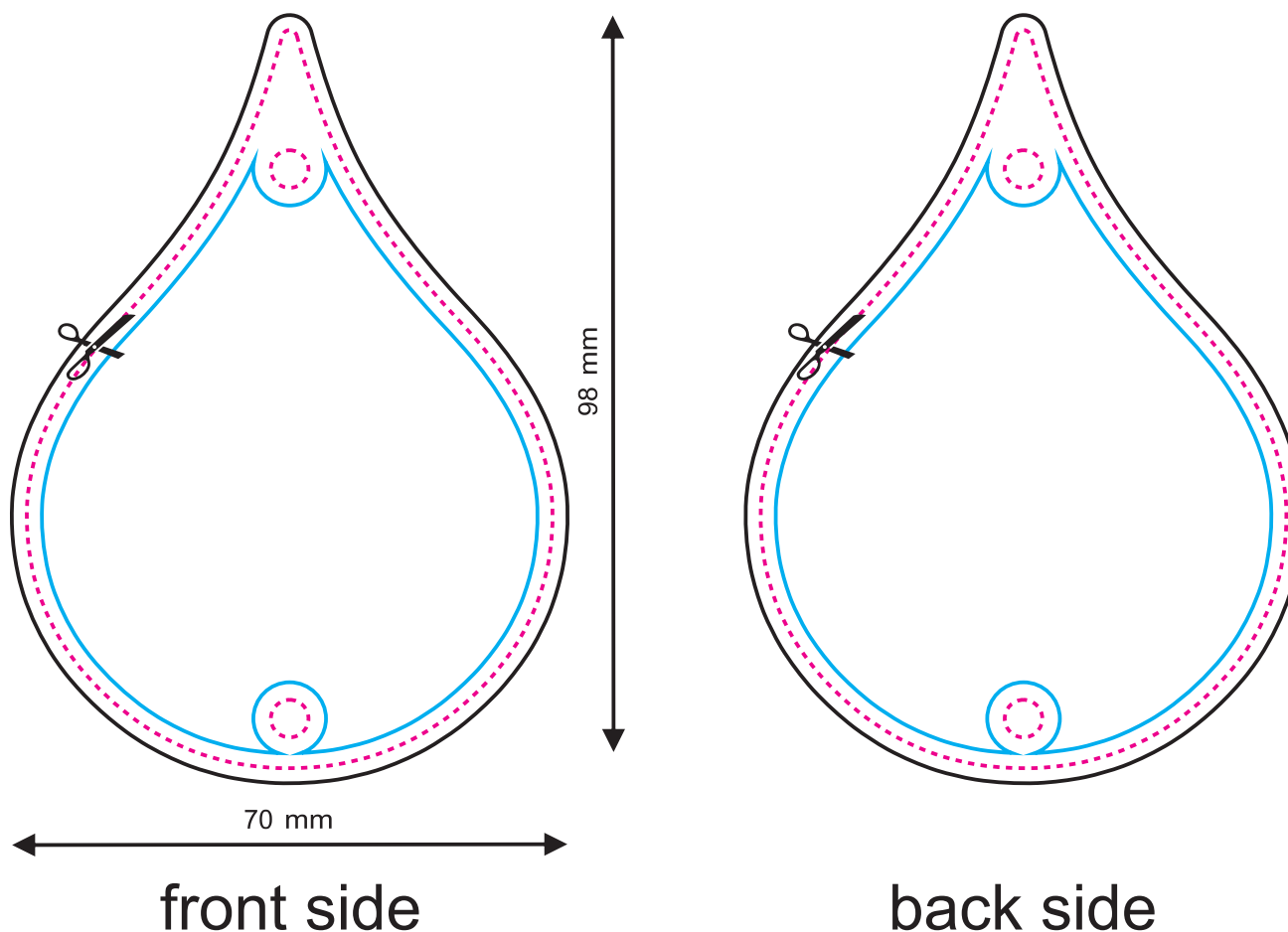
NOTE:

This is a demonstrative visualization. Please check the artwork carefully for the content, colours and text.

We do not responsibility for any mistakes after the design is accepted.

The design may be shifted in relation to the shape up to +/- 1 mm.

After the aromatic oil is applied the colours will slightly change.



The mould (freshener) shape. Your design will be cut along this line, including the hole for the string/hanger.

The artwork including the bleed / outer margin. The artwork background must reach this line.

The safe line / inner margin. All important letters and other elements which cannot be cut must be designed within this line.

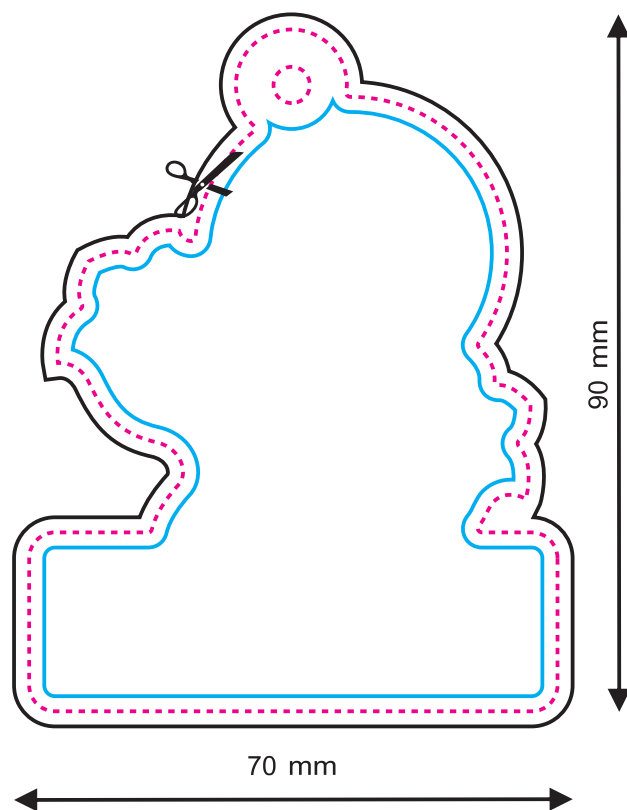
NOTE:

This is a demonstrative visualization. Please check the artwork carefully for the content, colours and text.

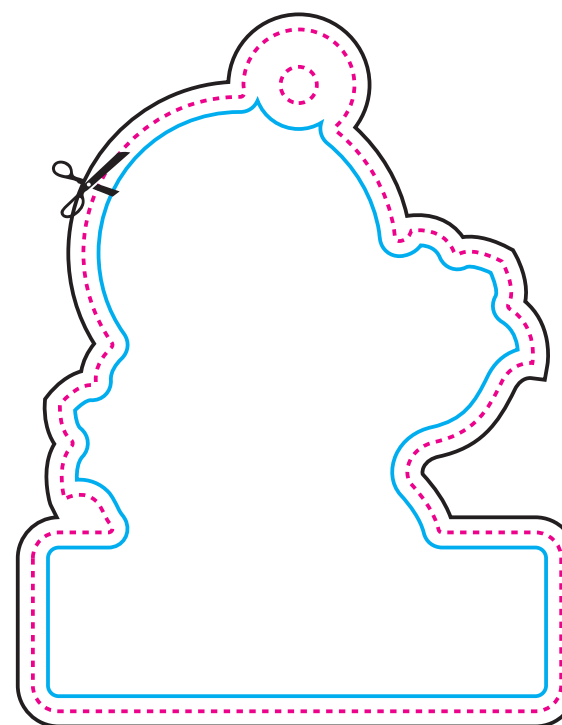
We do not responsibility for any mistakes after the design is accepted.

The design may be shifted in relation to the shape up to +/- 1 mm.

After the aromatic oil is applied the colours will slightly change.



front side



back side

The mould (freshener) shape. Your design will be cut along this line, including the hole for the string/hanger.

The artwork including the bleed / outer margin. The artwork background must reach this line.

The safe line / inner margin. All important letters and other elements which cannot be cut must be designed within this line.

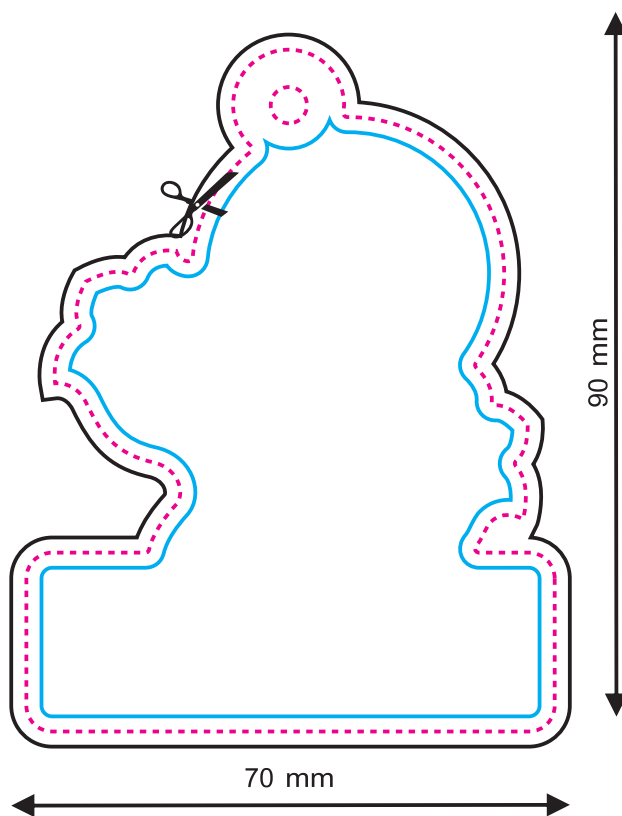
NOTE:

This is a demonstrative visualization. Please check the artwork carefully for the content, colours and text.

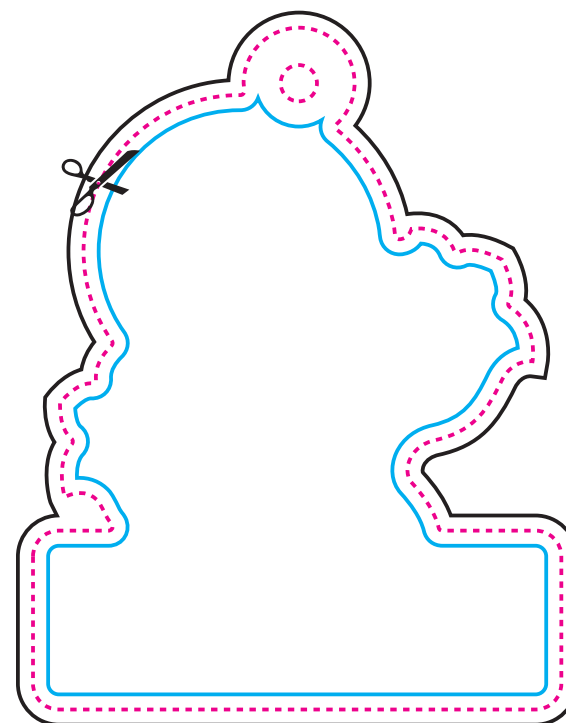
We do not responsibility for any mistakes after the design is accepted.

The design may be shifted in relation to the shape up to +/- 1 mm.

After the aromatic oil is applied the colours will slightly change.



front side



back side









The mould (freshener) shape. Your design will be cut along this line, including the hole for the string/hanger.

The artwork including the bleed / outer margin. The artwork background must reach this line.

The safe line / inner margin. All important letters and other elements which cannot be cut must be designed within this line.

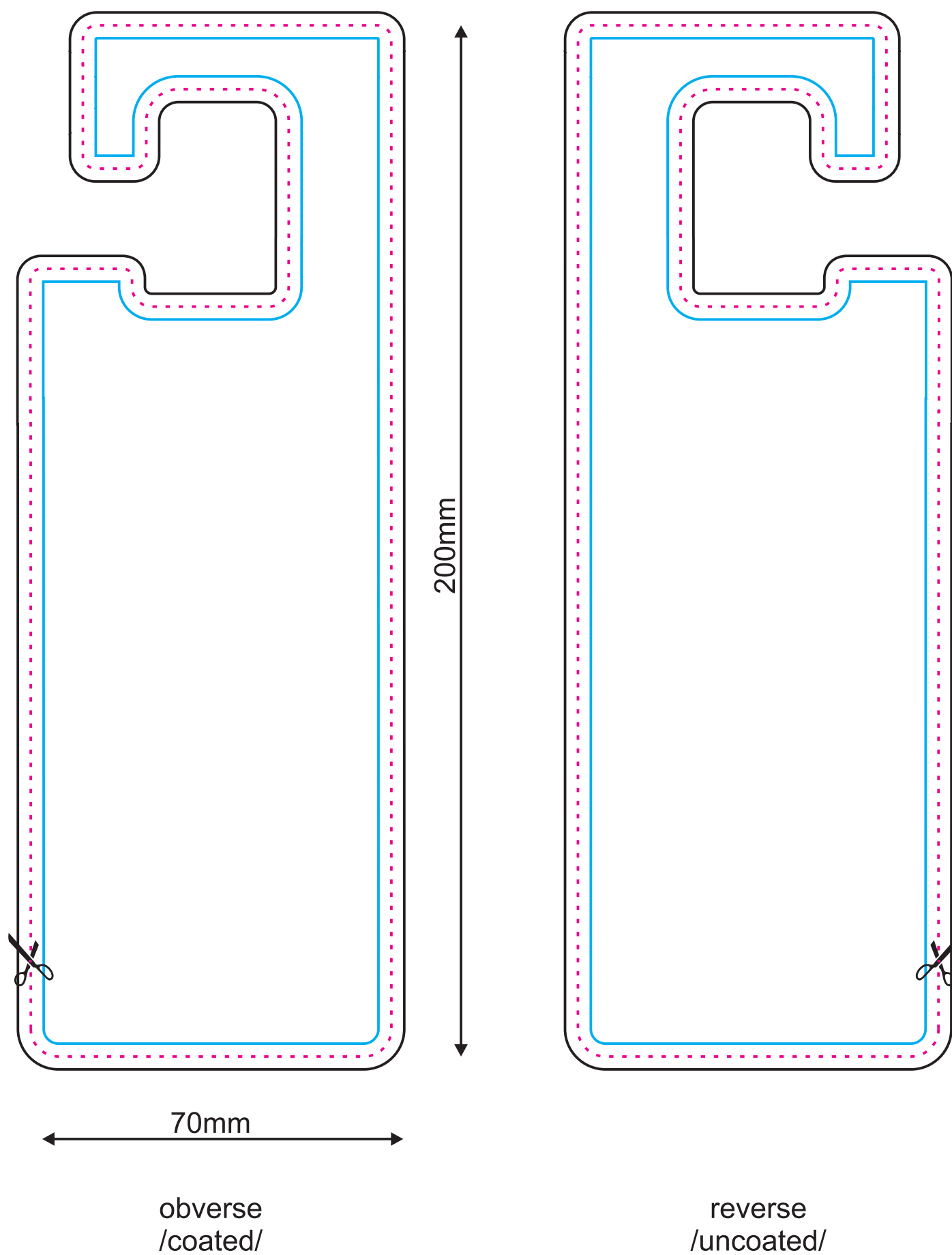
NOTE:

This is a demonstrative visualization. Please check the artwork carefully for the content, colours and text.

We do not responsibility for any mistakes after the design is accepted.

The design may be shifted in relation to the shape up to +/- 1 mm.

After the aromatic oil is applied the colours will slightly change.



311

The mould (freshener) shape. Your design will be cut along this line, including the hole for the string/hanger.

The artwork including the bleed / outer margin. The artwork background must reach this line.

The safe line / inner margin. All important letters and other elements which cannot be cut must be designed within this line.

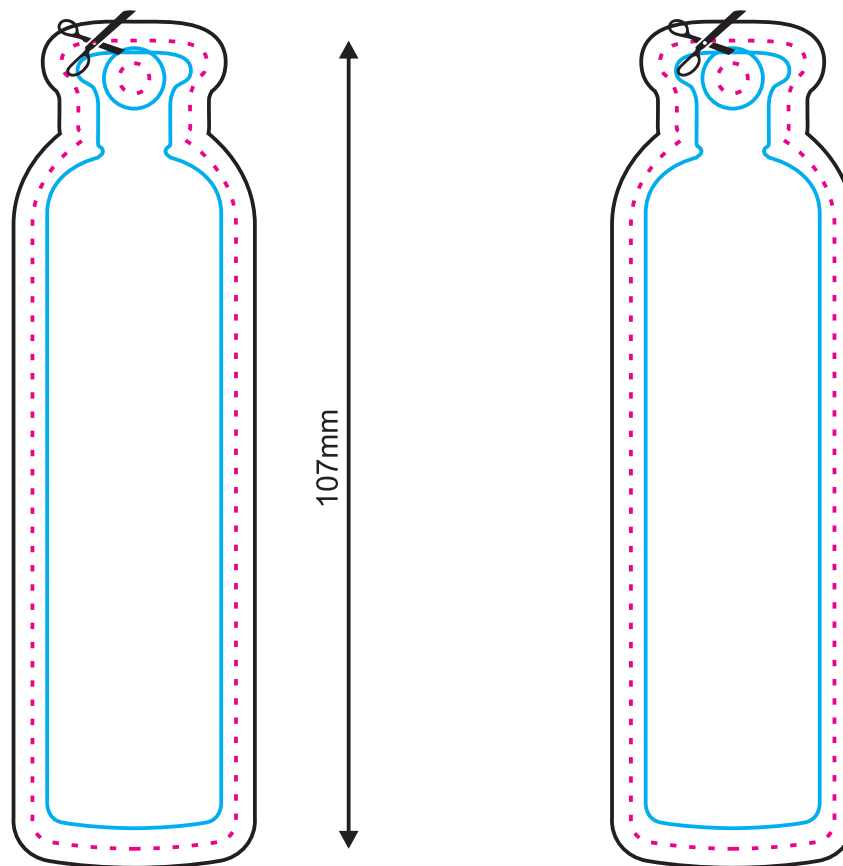
NOTE:

This is a demonstrative visualization. Please check the artwork carefully for the content, colours and text.

We do not responsibility for any mistakes after the design is accepted.

The design may be shifted in relation to the shape up to +/- 1 mm.

After the aromatic oil is applied the colours will slightly change.



27mm

front side

back side

Artwork
design

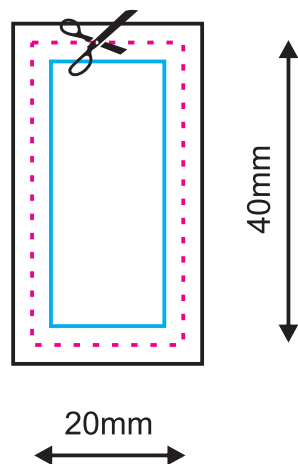


The mould (freshener) shape. Your design will be cut along this line, including the hole for the string/hanger.
 The artwork including the bleed / outer margin. The artwork background must reach this line.
 The safe line / inner margin. All important letters and other elements which cannot be cut must be designed within this line.

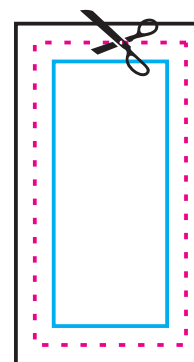
NOTE:



This is a demonstrative visualization. Please check the artwork carefully for the content, colours and text.
 We do not responsibility for any mistakes after the design is accepted.
 The design may be shifted in relation to the shape up to +/- 1 mm.
 After the aromatic oil is applied the colours will slightly change.



front side



back side

313B

The mould (freshener) shape. Your design will be cut along this line, including the hole for the string/hanger.

The artwork including the bleed / outer margin. The artwork background must reach this line.

The safe line / inner margin. All important letters and other elements which cannot be cut must be designed within this line.

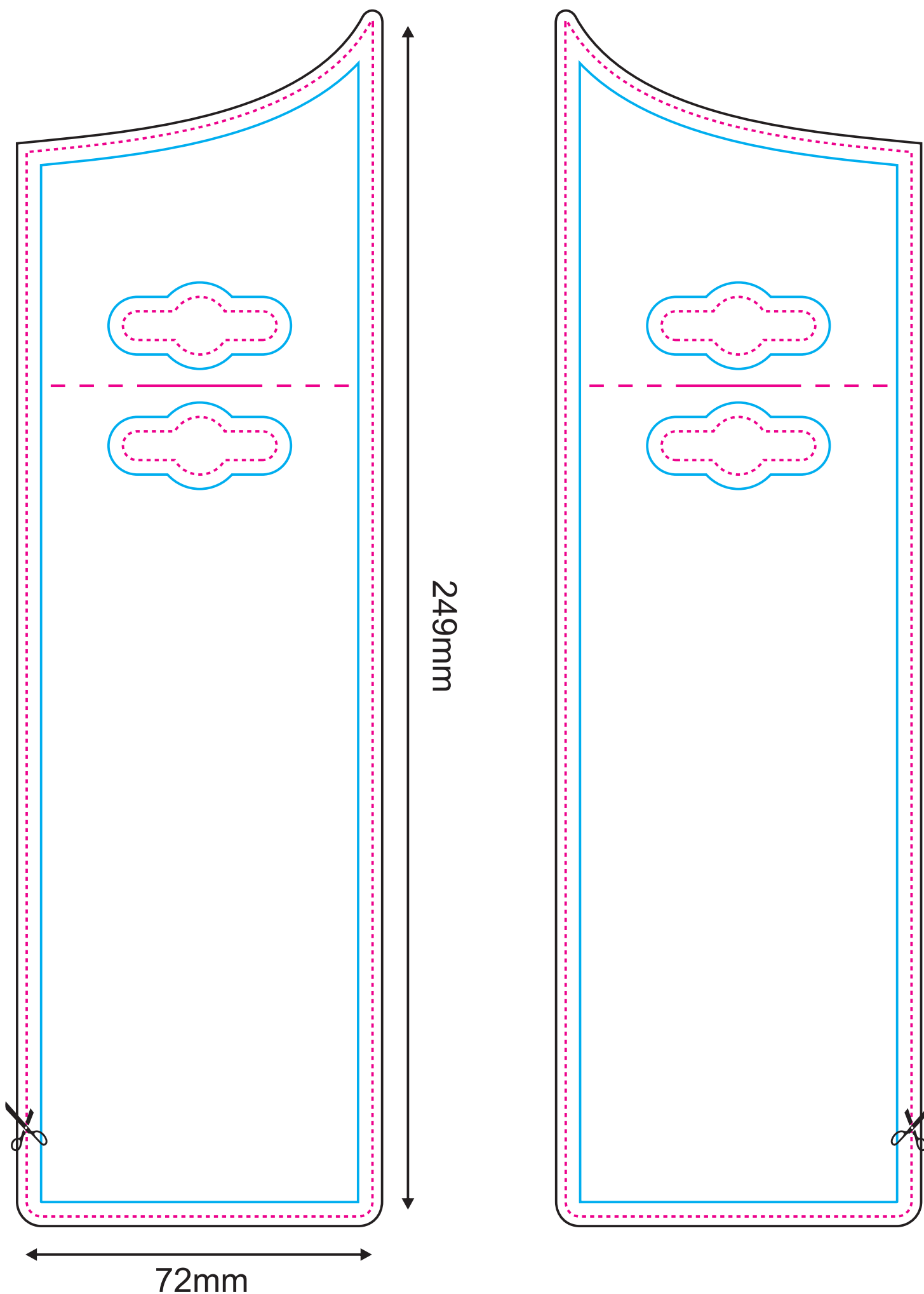
NOTE:

This is a demonstrative visualization. Please check the artwork carefully for the content, colours and text.

We do not responsibility for any mistakes after the design is accepted.

The design may be shifted in relation to the shape up to +/- 1 mm.

After the aromatic oil is applied the colours will slightly change.



Artwork
design

obverse
/coated/

reverse
/uncoated/



The mould (freshener) shape. Your design will be cut along this line, including the hole for the string/hanger.
 The artwork including the bleed / outer margin. The artwork background must reach this line.
 The safe line / inner margin. All important letters and other elements which cannot be cut must be designed within this line.

NOTE:

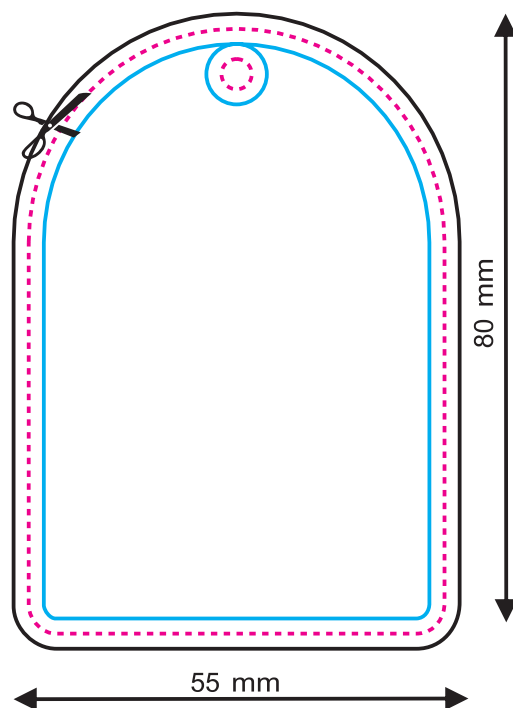


This is a demonstrative visualization. Please check the artwork carefully for the content, colours and text.

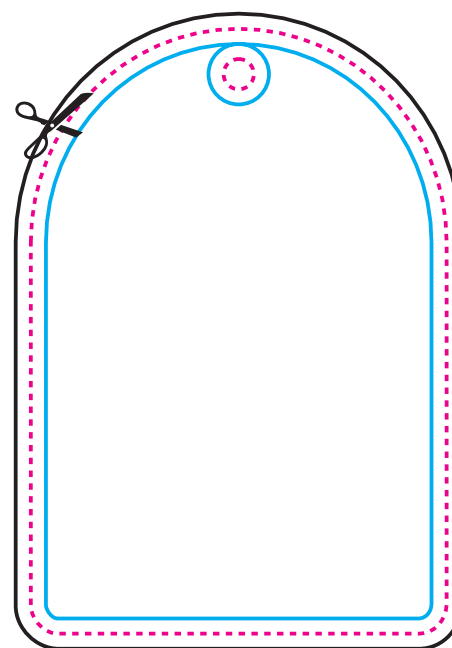
We do not responsibility for any mistakes after the design is accepted.

The design may be shifted in relation to the shape up to +/- 1 mm.

After the aromatic oil is applied the colours will slightly change.



front side



back side

The mould (freshener) shape. Your design will be cut along this line, including the hole for the string/hanger.

The artwork including the bleed / outer margin. The artwork background must reach this line.

The safe line / inner margin. All important letters and other elements which cannot be cut must be designed within this line.

NOTE:

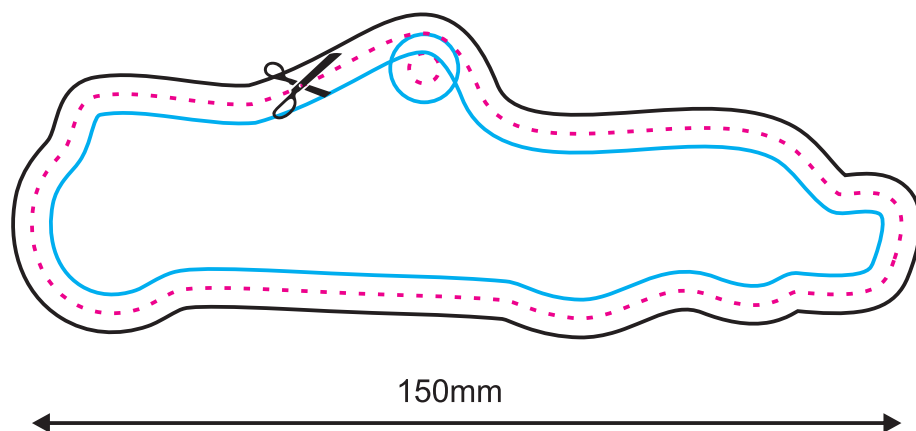
This is a demonstrative visualization. Please check the artwork carefully for the content, colours and text.

We do not responsibility for any mistakes after the design is accepted.

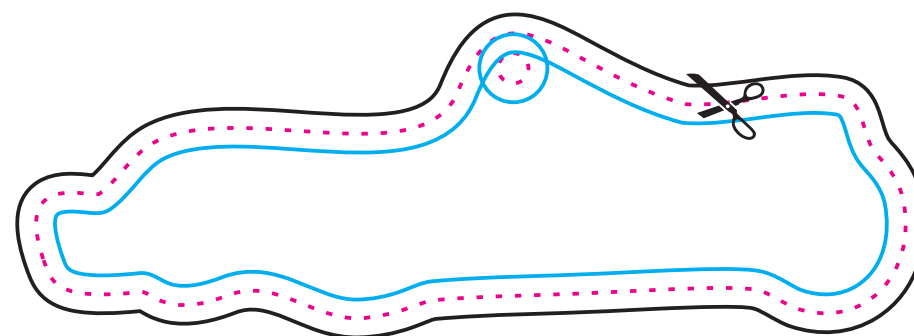
The design may be shifted in relation to the shape up to +/- 1 mm.

After the aromatic oil is applied the colours will slightly change.

KEY



front side



back side

316

The mould (freshener) shape. Your design will be cut along this line, including the hole for the string/hanger.

The artwork including the bleed / outer margin. The artwork background must reach this line.

The safe line / inner margin. All important letters and other elements which cannot be cut must be designed within this line.

NOTE:

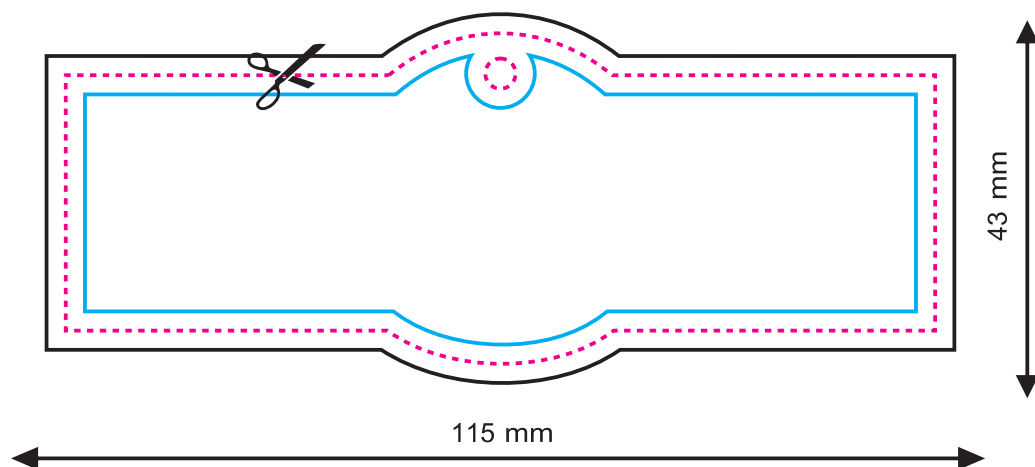
This is a demonstrative visualization. Please check the artwork carefully for the content, colours and text.

We do not responsibility for any mistakes after the design is accepted.

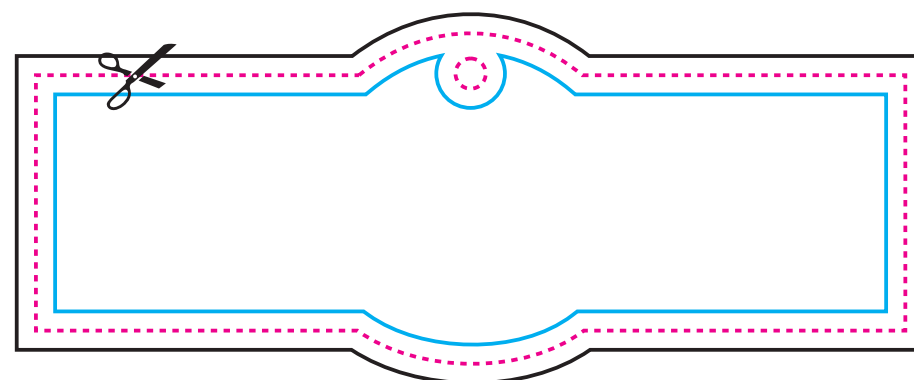
The design may be shifted in relation to the shape up to +/- 1 mm.

After the aromatic oil is applied the colours will slightly change.

KEY



front side



back side

Artwork
design

The mould (freshener) shape. Your design will be cut along this line, including the hole for the string/hanger.

The artwork including the bleed / outer margin. The artwork background must reach this line.

The safe line / inner margin. All important letters and other elements which cannot be cut must be designed within this line.

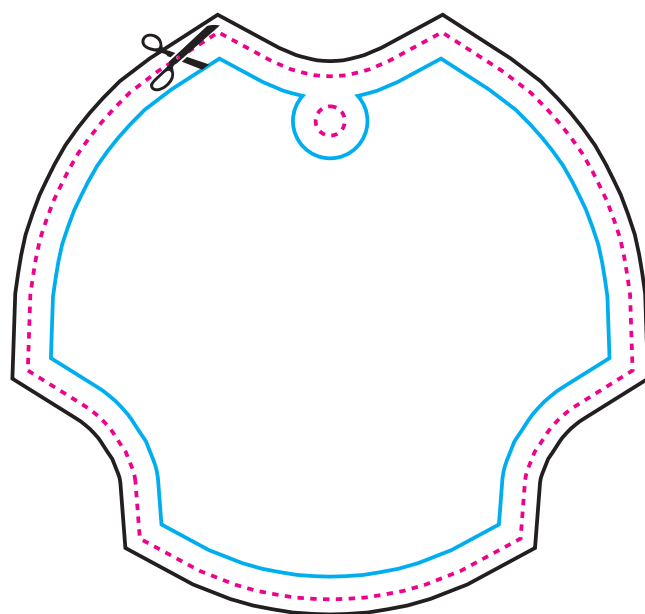
NOTE:

This is a demonstrative visualization. Please check the artwork carefully for the content, colours and text.

We do not responsibility for any mistakes after the design is accepted.

The design may be shifted in relation to the shape up to +/- 1 mm.

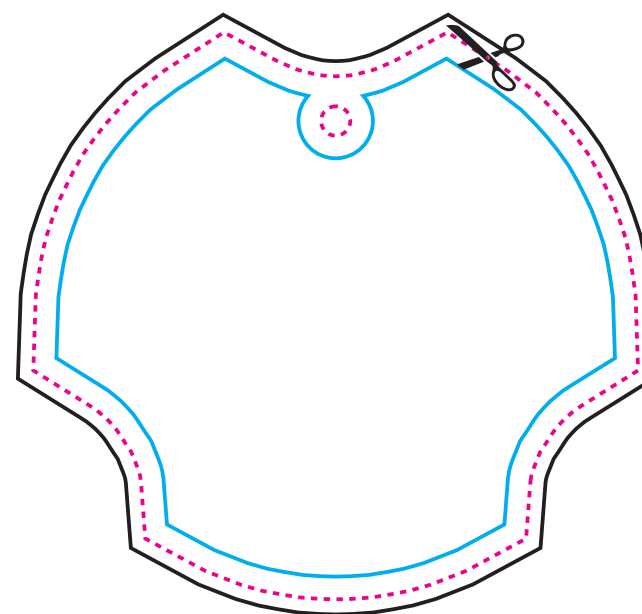
After the aromatic oil is applied the colours will slightly change.



75 mm.

80 mm.

front side



back side

The mould (freshener) shape. Your design will be cut along this line, including the hole for the string/hanger.

The artwork including the bleed / outer margin. The artwork background must reach this line.

The safe line / inner margin. All important letters and other elements which cannot be cut must be designed within this line.

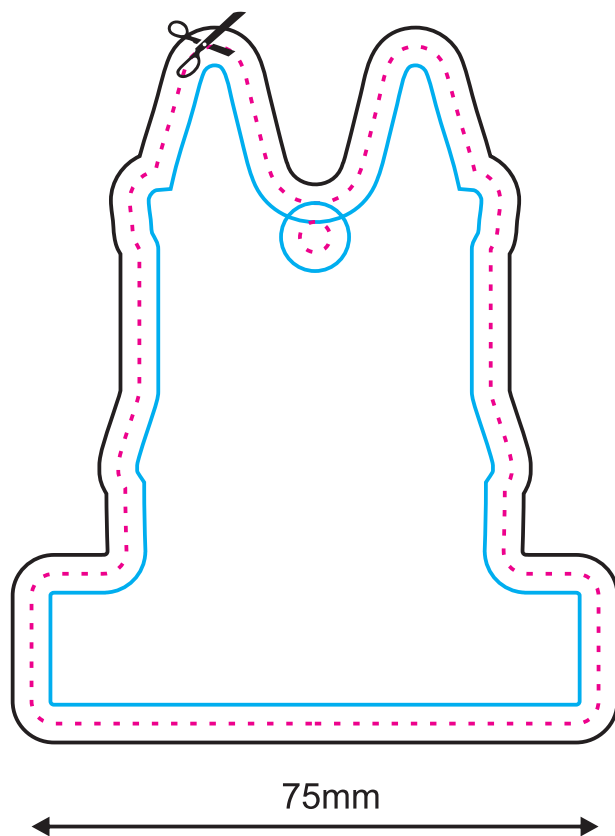
NOTE:

This is a demonstrative visualization. Please check the artwork carefully for the content, colours and text.

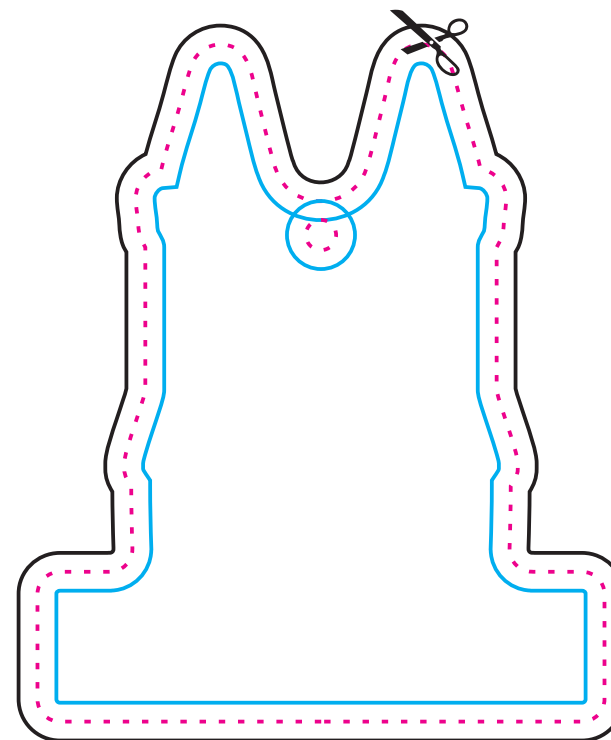
We do not responsibility for any mistakes after the design is accepted.

The design may be shifted in relation to the shape up to +/- 1 mm.

After the aromatic oil is applied the colours will slightly change.



front side



back side

The mould (freshener) shape. Your design will be cut along this line, including the hole for the string/hanger.

The artwork including the bleed / outer margin. The artwork background must reach this line.

The safe line / inner margin. All important letters and other elements which cannot be cut must be designed within this line.

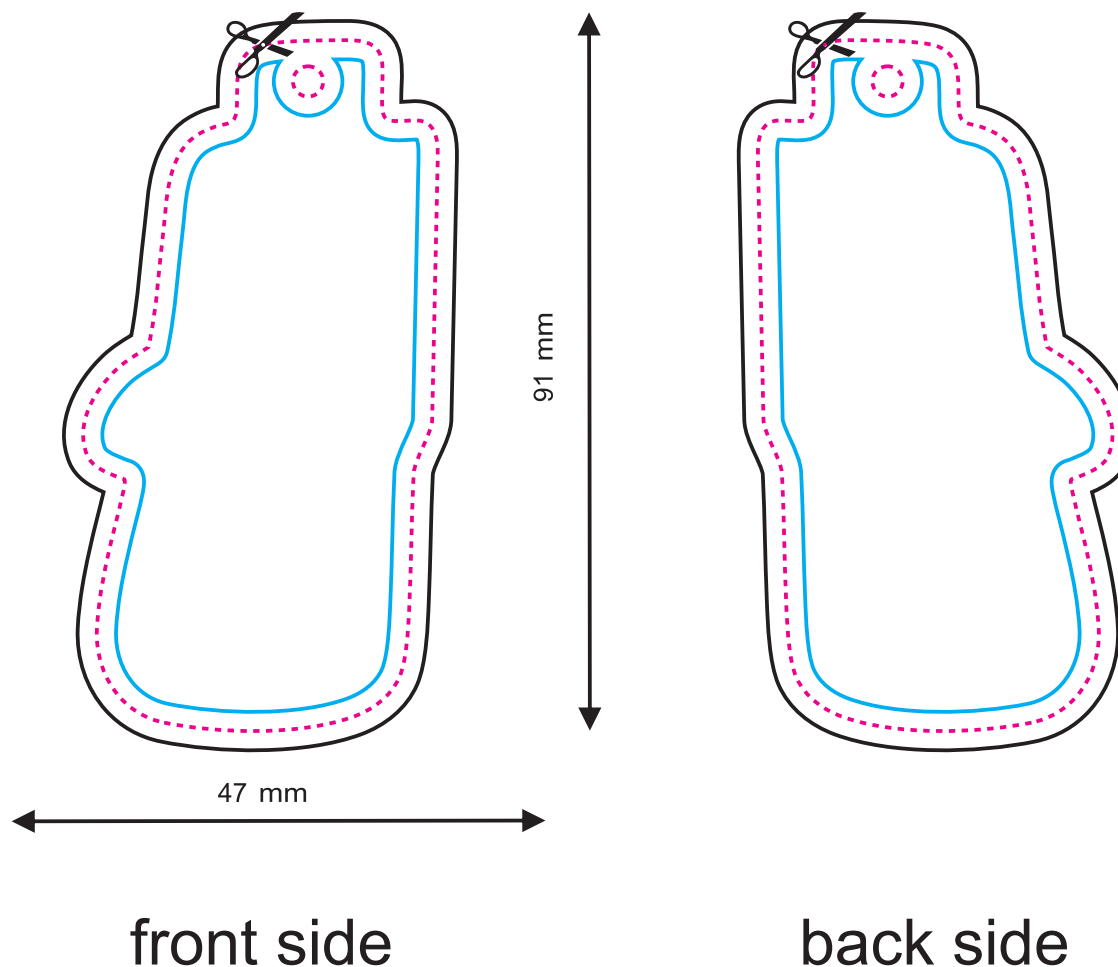
NOTE:

This is a demonstrative visualization. Please check the artwork carefully for the content, colours and text.

We do not responsibility for any mistakes after the design is accepted.

The design may be shifted in relation to the shape up to +/- 1 mm.

After the aromatic oil is applied the colours will slightly change.



320

The mould (freshener) shape. Your design will be cut along this line, including the hole for the string/hanger.

The artwork including the bleed / outer margin. The artwork background must reach this line.

The safe line / inner margin. All important letters and other elements which cannot be cut must be designed within this line.

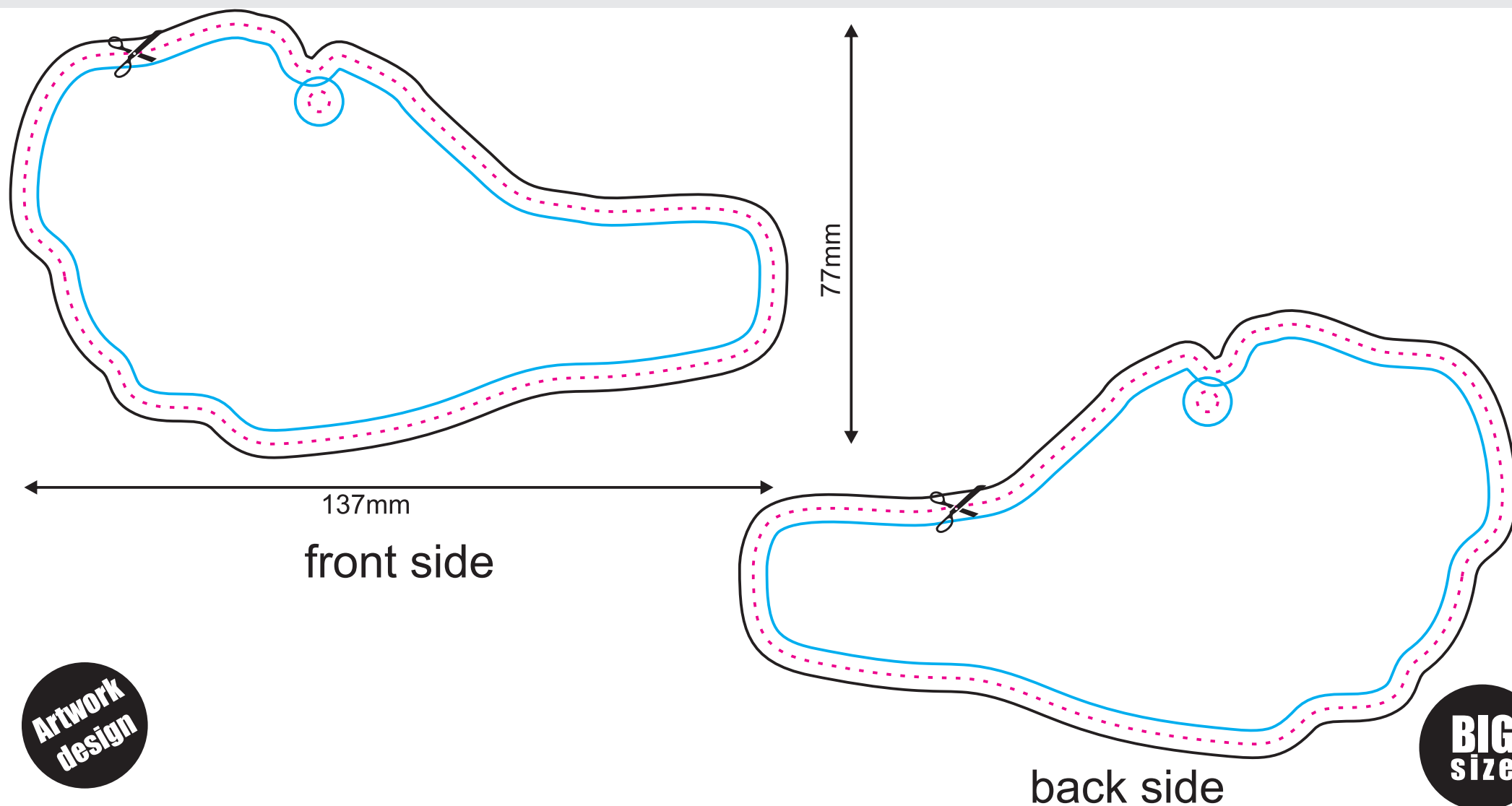
NOTE:

This is a demonstrative visualization. Please check the artwork carefully for the content, colours and text.

We do not responsibility for any mistakes after the design is accepted.

The design may be shifted in relation to the shape up to +/- 1 mm.

After the aromatic oil is applied the colours will slightly change.



321

The mould (freshener) shape. Your design will be cut along this line, including the hole for the string/hanger.

The artwork including the bleed / outer margin. The artwork background must reach this line.

The safe line / inner margin. All important letters and other elements which cannot be cut must be designed within this line.

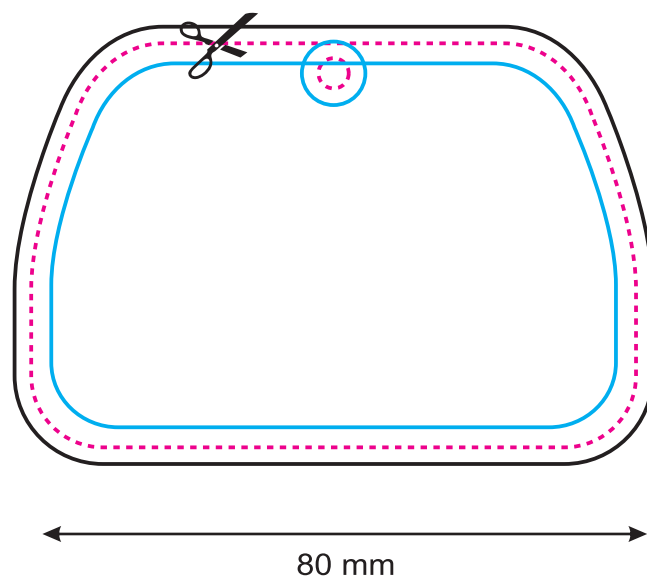
NOTE:

This is a demonstrative visualization. Please check the artwork carefully for the content, colours and text.

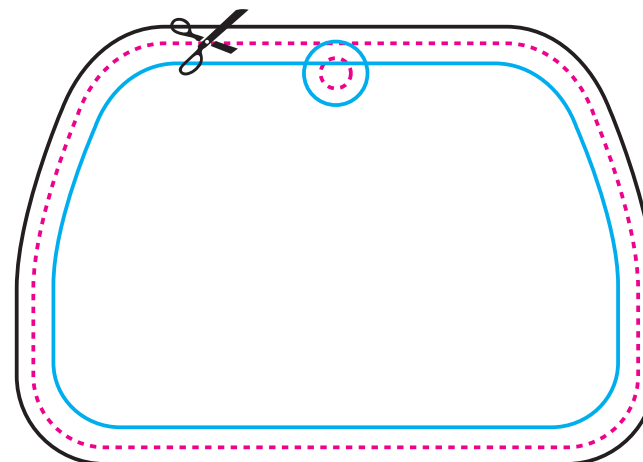
We do not responsibility for any mistakes after the design is accepted.

The design may be shifted in relation to the shape up to +/- 1 mm.

After the aromatic oil is applied the colours will slightly change.



front side




back side

Artwork
design

322

LEGENDA



Rozmiar projektu (netto). W tym miejscu Twoja praca zostanie przycięta. Linia cięcia i otworu na mocowanie (gumka/haczyk)

Rozmiar projektu (brutto). Tło projektu musi dotykać tej linii

Bezpieczna strefa/wewnętrzny margines (wszystkie elementy, które nie mają zostać przycięte powinny znajdować się wewnątrz tej linii)

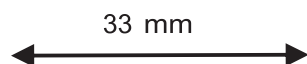
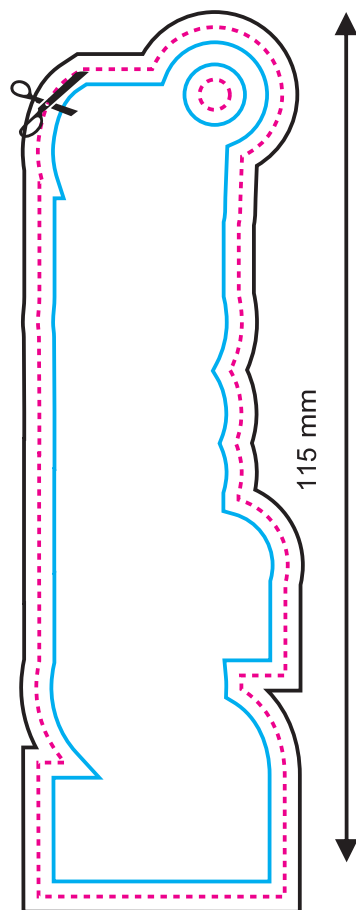
UWAGA:

Wizualizacja ma charakter podglądowy. Prosimy o dokładne sprawdzenie projektu pod względem treści, kolorów oraz tekstów.

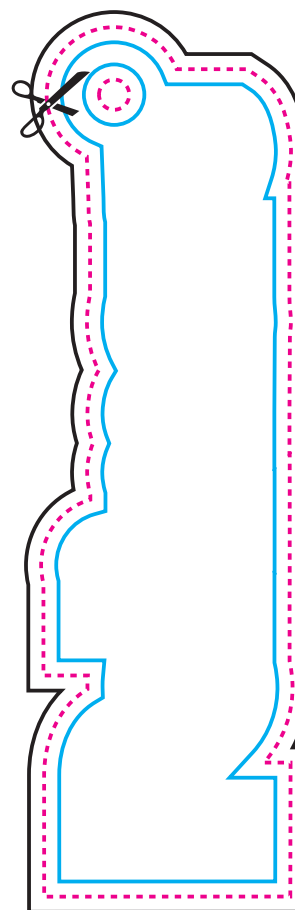
Po zaakceptowaniu zlecenia nie bierzemy odpowiedzialności za błędy.

Możliwe przesunięcia grafiki (tolerancja +/- 1mm).

Nadruki po nasączeniu zapachem nieznacznie zmieniają kolor względem kolorystyki przedstawionej na wizualizacji projektu.



front side



back side

Artwork
design

323

The mould (freshener) shape. Your design will be cut along this line, including the hole for the string/hanger.

The artwork including the bleed / outer margin. The artwork background must reach this line.

The safe line / inner margin. All important letters and other elements which cannot be cut must be designed within this line.

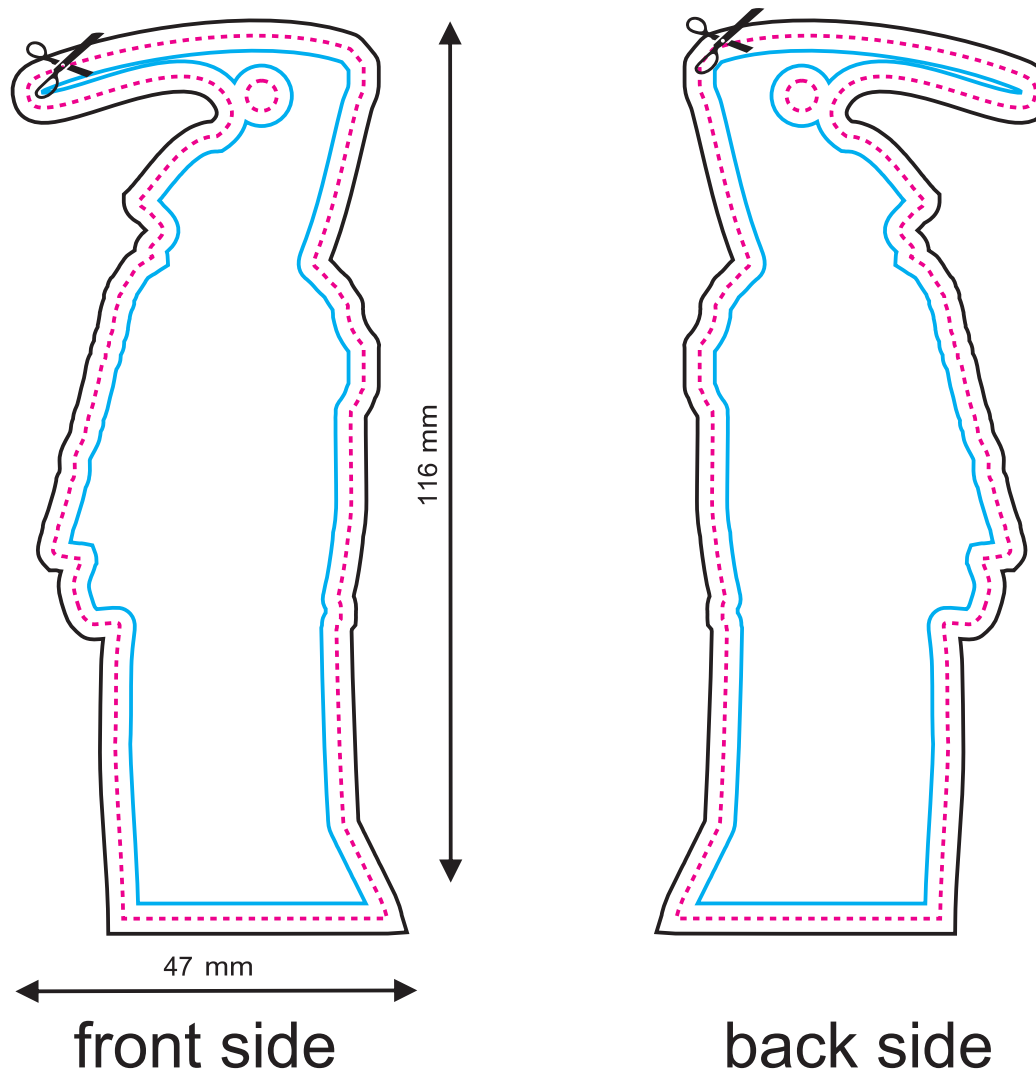
NOTE:

This is a demonstrative visualization. Please check the artwork carefully for the content, colours and text.

We do not responsibility for any mistakes after the design is accepted.

The design may be shifted in relation to the shape up to +/- 1 mm.

After the aromatic oil is applied the colours will slightly change.



Artwork
design

324

The mould (freshener) shape. Your design will be cut along this line, including the hole for the string/hanger.

The artwork including the bleed / outer margin. The artwork background must reach this line.

The safe line / inner margin. All important letters and other elements which cannot be cut must be designed within this line.

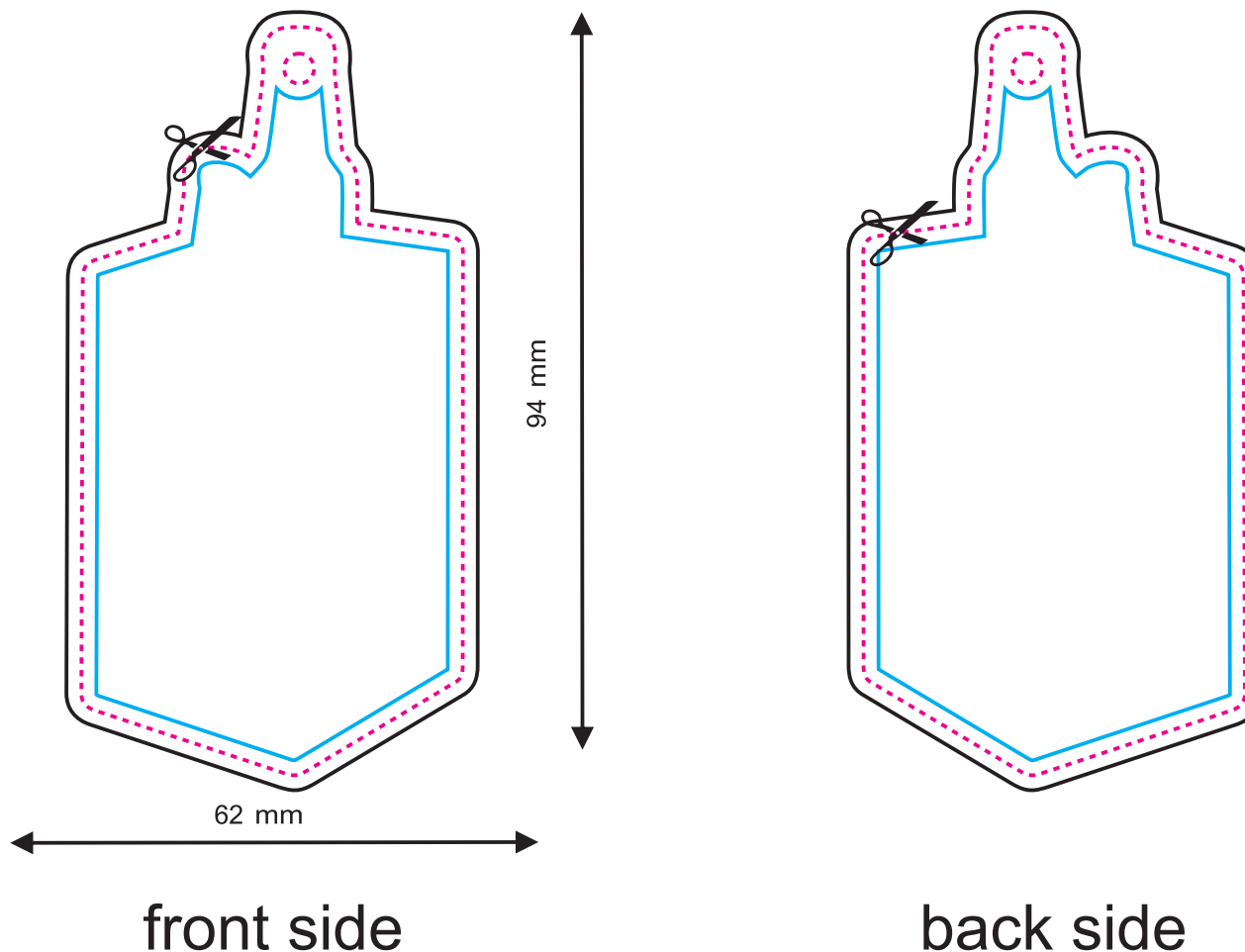
NOTE:

This is a demonstrative visualization. Please check the artwork carefully for the content, colours and text.

We do not responsibility for any mistakes after the design is accepted.

The design may be shifted in relation to the shape up to +/- 1 mm.

After the aromatic oil is applied the colours will slightly change.



Artwork
design





327

The mould (freshener) shape. Your design will be cut along this line, including the hole for the string/hanger.

The artwork including the bleed / outer margin. The artwork background must reach this line.

The safe line / inner margin. All important letters and other elements which cannot be cut must be designed within this line.

NOTE:

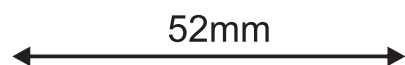
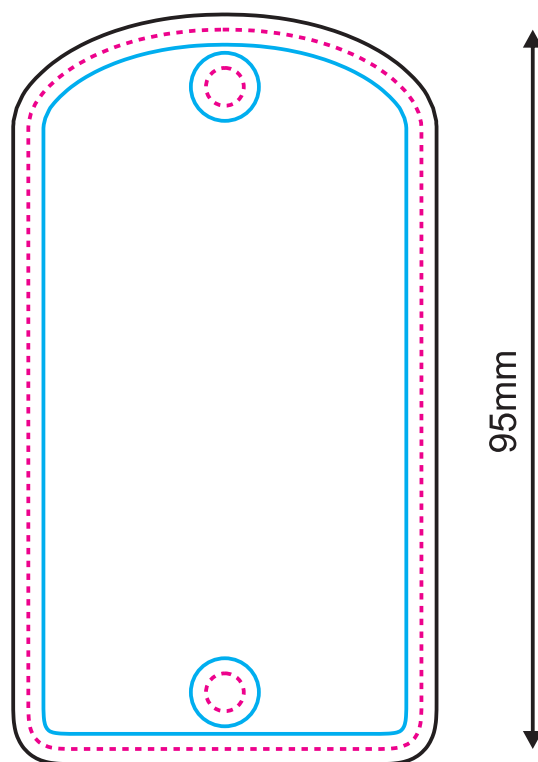
This is a demonstrative visualization. Please check the artwork carefully for the content, colours and text.

We do not responsibility for any mistakes after the design is accepted.


The design may be shifted in relation to the shape up to +/- 1 mm.

After the aromatic oil is applied the colours will slightly change.

KEY



front side



back side

Artwork
design

The mould (freshener) shape. Your design will be cut along this line, including the hole for the string/hanger.

The artwork including the bleed / outer margin. The artwork background must reach this line.

The safe line / inner margin. All important letters and other elements which cannot be cut must be designed within this line.

NOTE:

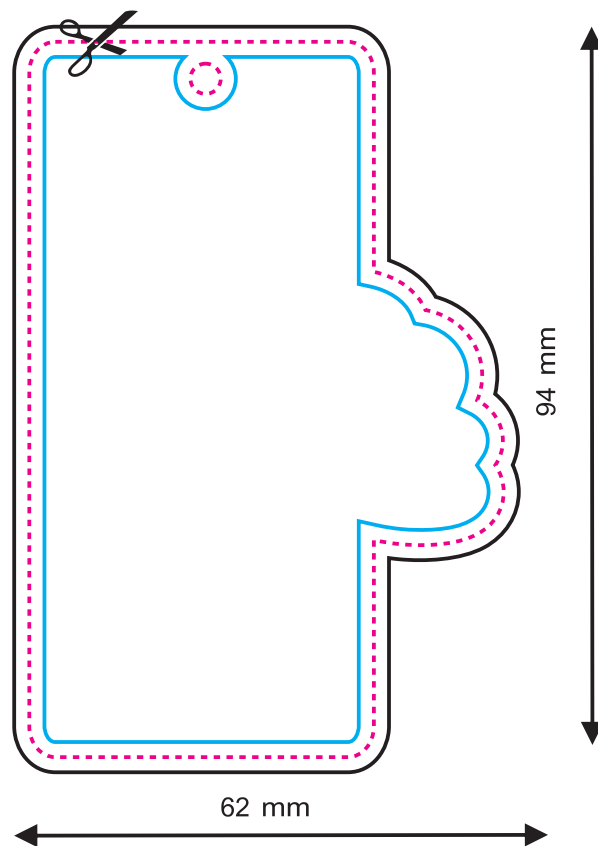
This is a demonstrative visualization. Please check the artwork carefully for the content, colours and text.

We do not responsibility for any mistakes after the design is accepted.

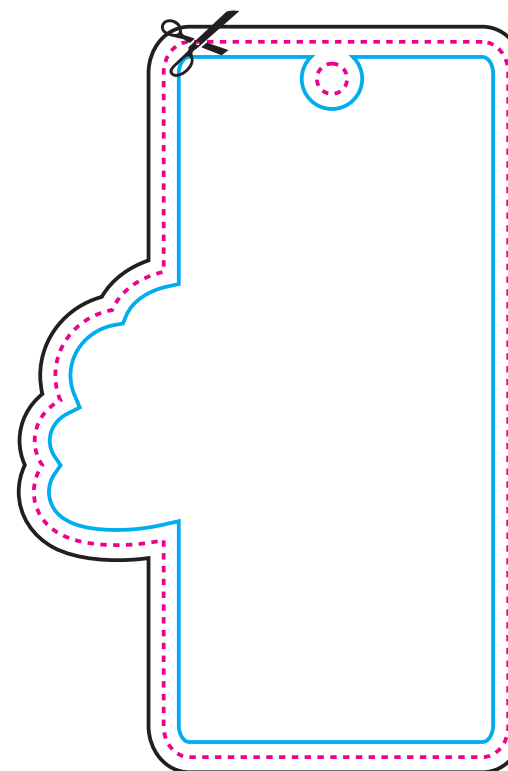
The design may be shifted in relation to the shape up to +/- 1 mm.

After the aromatic oil is applied the colours will slightly change.

KEY



front side



back side



330

The mould (freshener) shape. Your design will be cut along this line, including the hole for the string/hanger.

The artwork including the bleed / outer margin. The artwork background must reach this line.

The safe line / inner margin. All important letters and other elements which cannot be cut must be designed within this line.

NOTE:

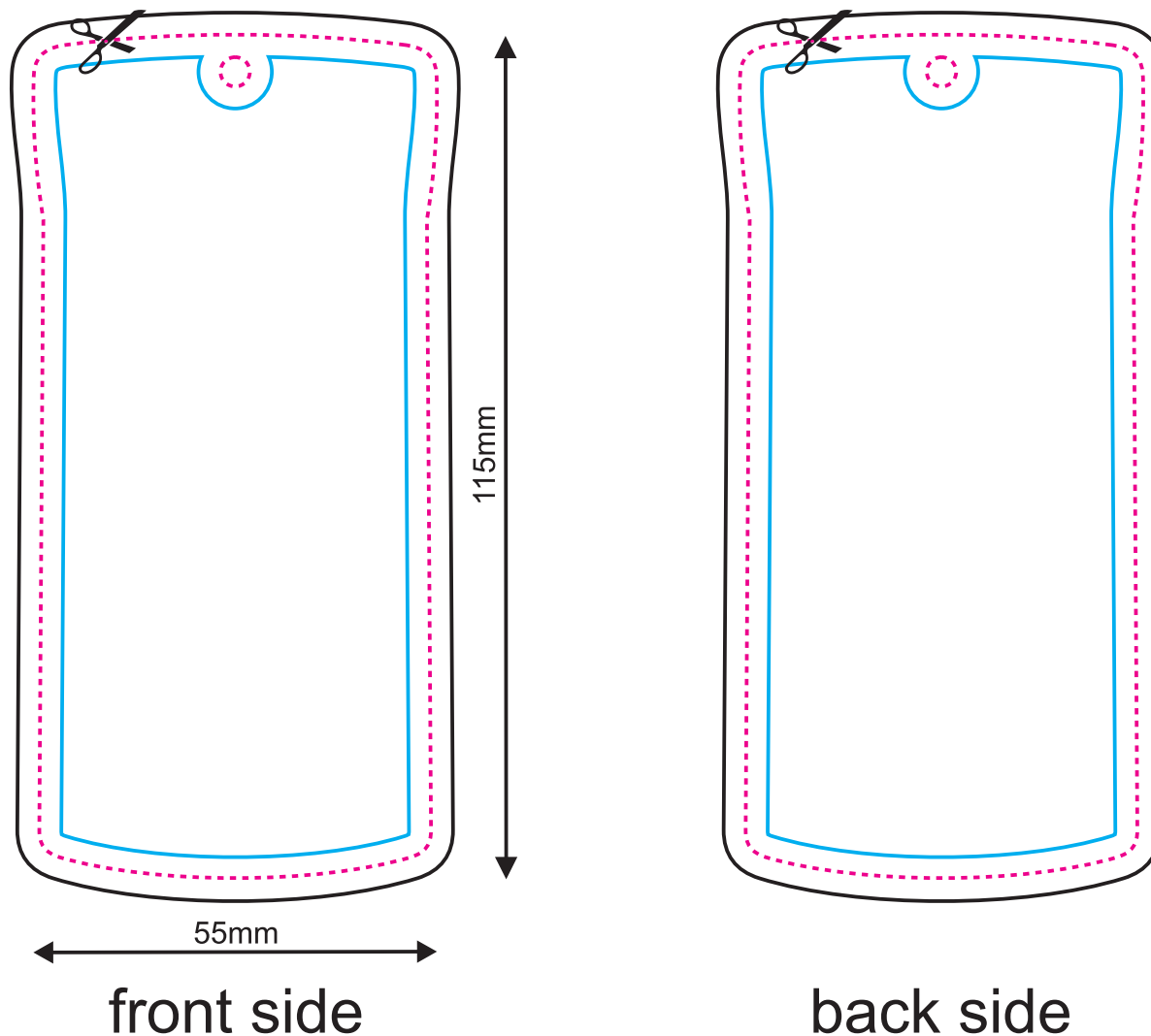
This is a demonstrative visualization. Please check the artwork carefully for the content, colours and text.

We do not responsibility for any mistakes after the design is accepted.

The design may be shifted in relation to the shape up to +/- 1 mm.

After the aromatic oil is applied the colours will slightly change.

KEY



Artwork
design

The mould (freshener) shape. Your design will be cut along this line, including the hole for the string/hanger.

The artwork including the bleed / outer margin. The artwork background must reach this line.

The safe line / inner margin. All important letters and other elements which cannot be cut must be designed within this line.

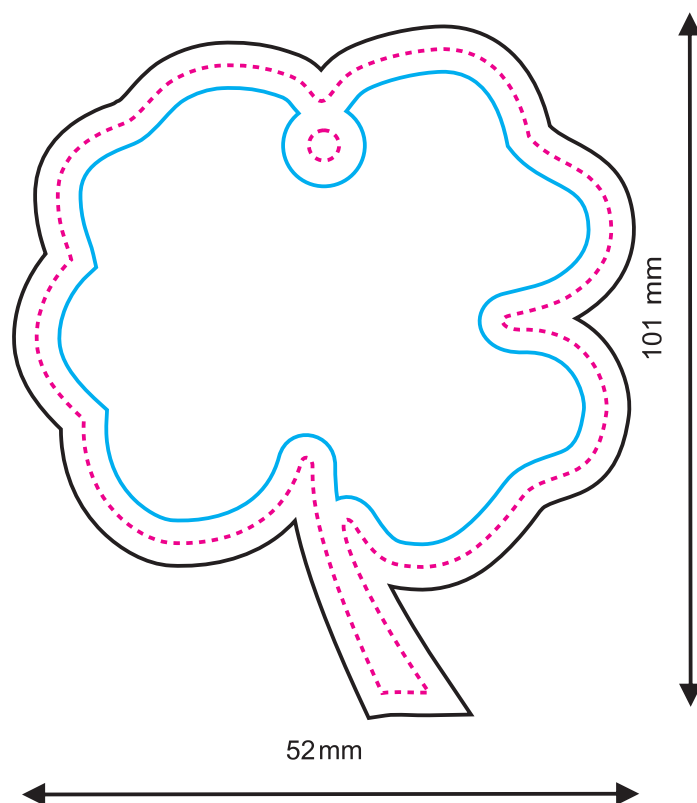
NOTE:

This is a demonstrative visualization. Please check the artwork carefully for the content, colours and text.

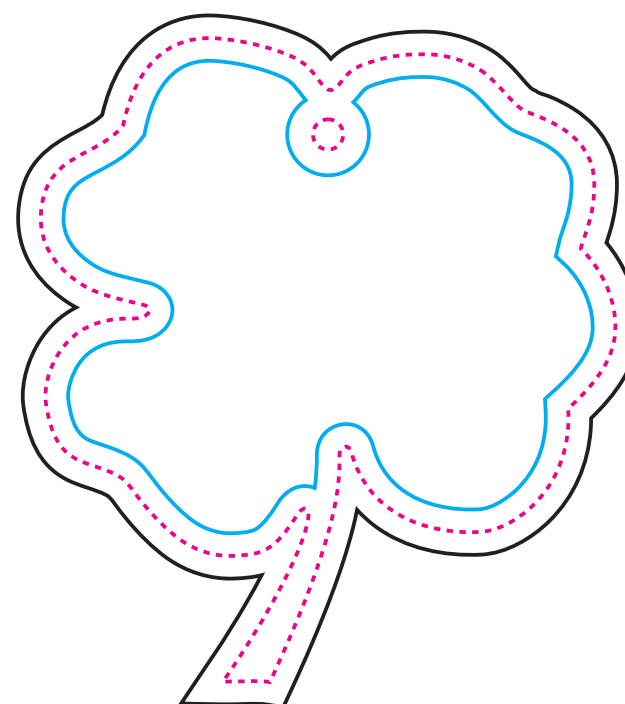
We do not responsibility for any mistakes after the design is accepted.

The design may be shifted in relation to the shape up to +/- 1 mm.

After the aromatic oil is applied the colours will slightly change.



front side



back side

The mould (freshener) shape. Your design will be cut along this line, including the hole for the string/hanger.

The artwork including the bleed / outer margin. The artwork background must reach this line.

The safe line / inner margin. All important letters and other elements which cannot be cut must be designed within this line.

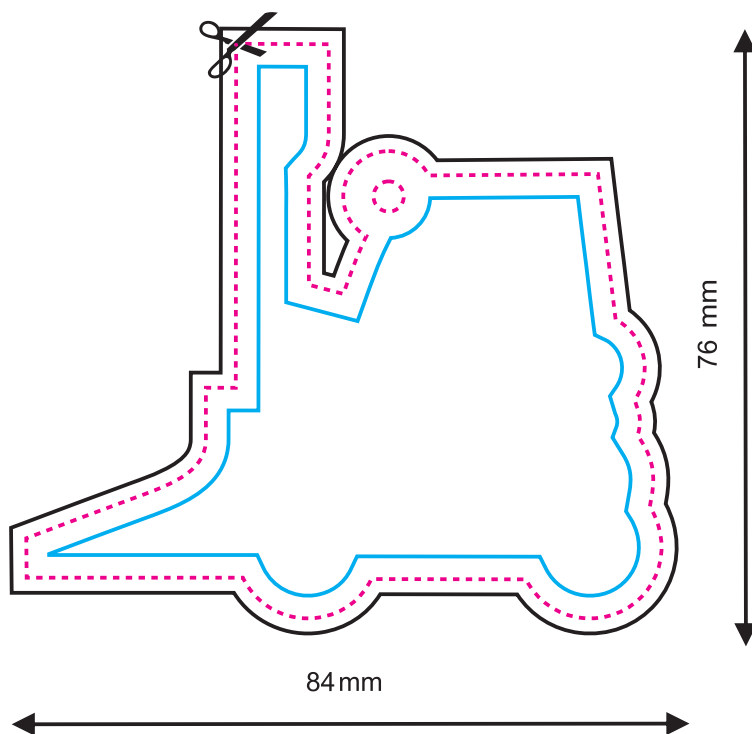
NOTE:

This is a demonstrative visualization. Please check the artwork carefully for the content, colours and text.

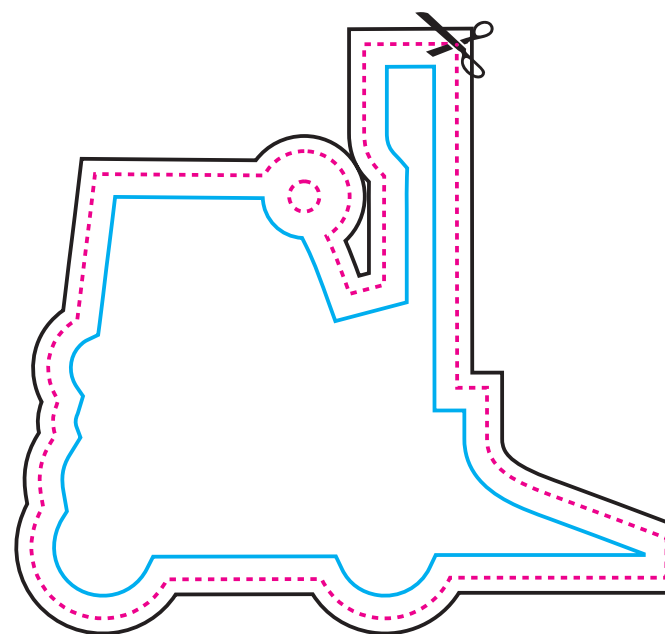
We do not responsibility for any mistakes after the design is accepted.

The design may be shifted in relation to the shape up to +/- 1 mm.

After the aromatic oil is applied the colours will slightly change.



front side



back side

333

The mould (freshener) shape. Your design will be cut along this line, including the hole for the string/hanger.

The artwork including the bleed / outer margin. The artwork background must reach this line.

The safe line / inner margin. All important letters and other elements which cannot be cut must be designed within this line.

NOTE:

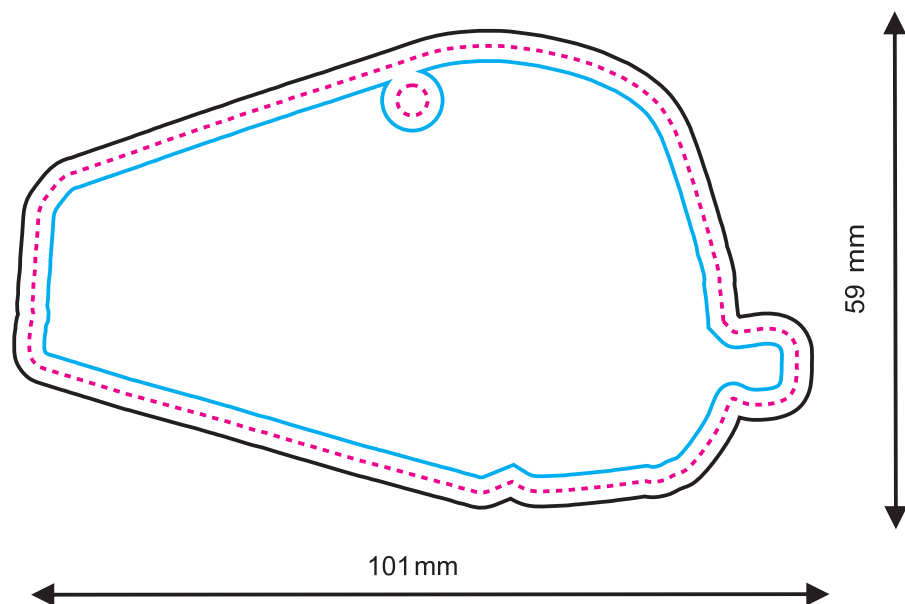
This is a demonstrative visualization. Please check the artwork carefully for the content, colours and text.

We do not responsibility for any mistakes after the design is accepted.

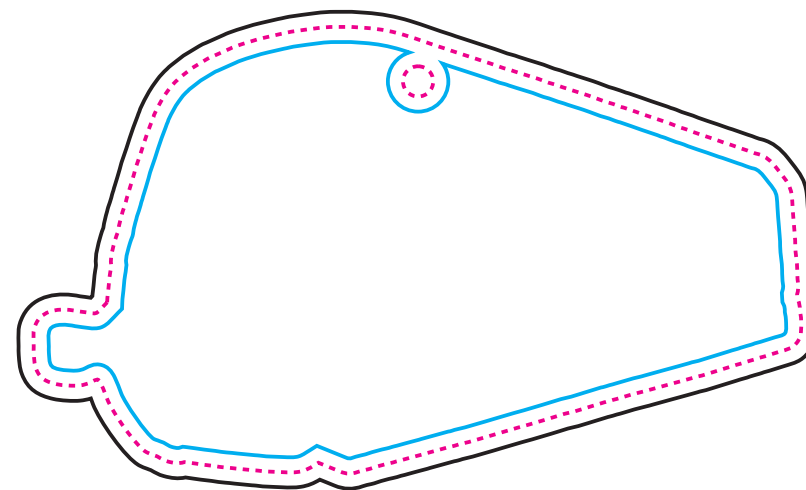
The design may be shifted in relation to the shape up to +/- 1 mm.

After the aromatic oil is applied the colours will slightly change.

KEY



front side



back side

Artwork
design

The mould (freshener) shape. Your design will be cut along this line, including the hole for the string/hanger.

The artwork including the bleed / outer margin. The artwork background must reach this line.

The safe line / inner margin. All important letters and other elements which cannot be cut must be designed within this line.

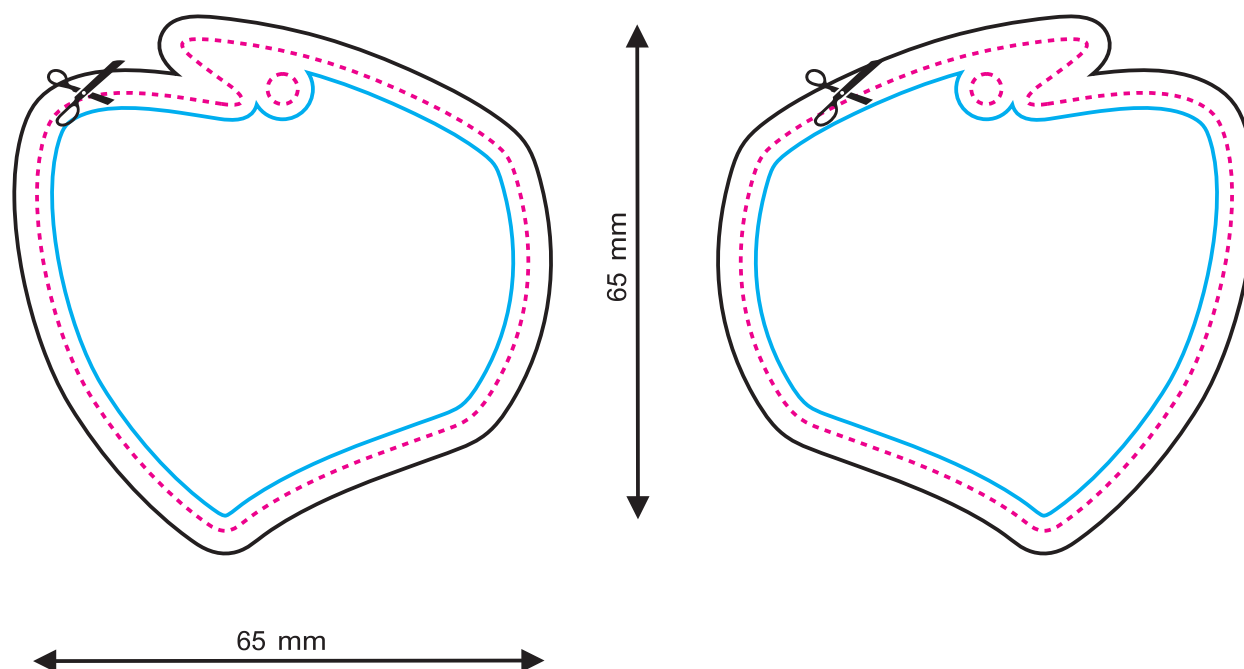
NOTE:

This is a demonstrative visualization. Please check the artwork carefully for the content, colours and text.

We do not responsibility for any mistakes after the design is accepted.

The design may be shifted in relation to the shape up to +/- 1 mm.

After the aromatic oil is applied the colours will slightly change.



front side

back side

335

The mould (freshener) shape. Your design will be cut along this line, including the hole for the string/hanger.

The artwork including the bleed / outer margin. The artwork background must reach this line.

The safe line / inner margin. All important letters and other elements which cannot be cut must be designed within this line.

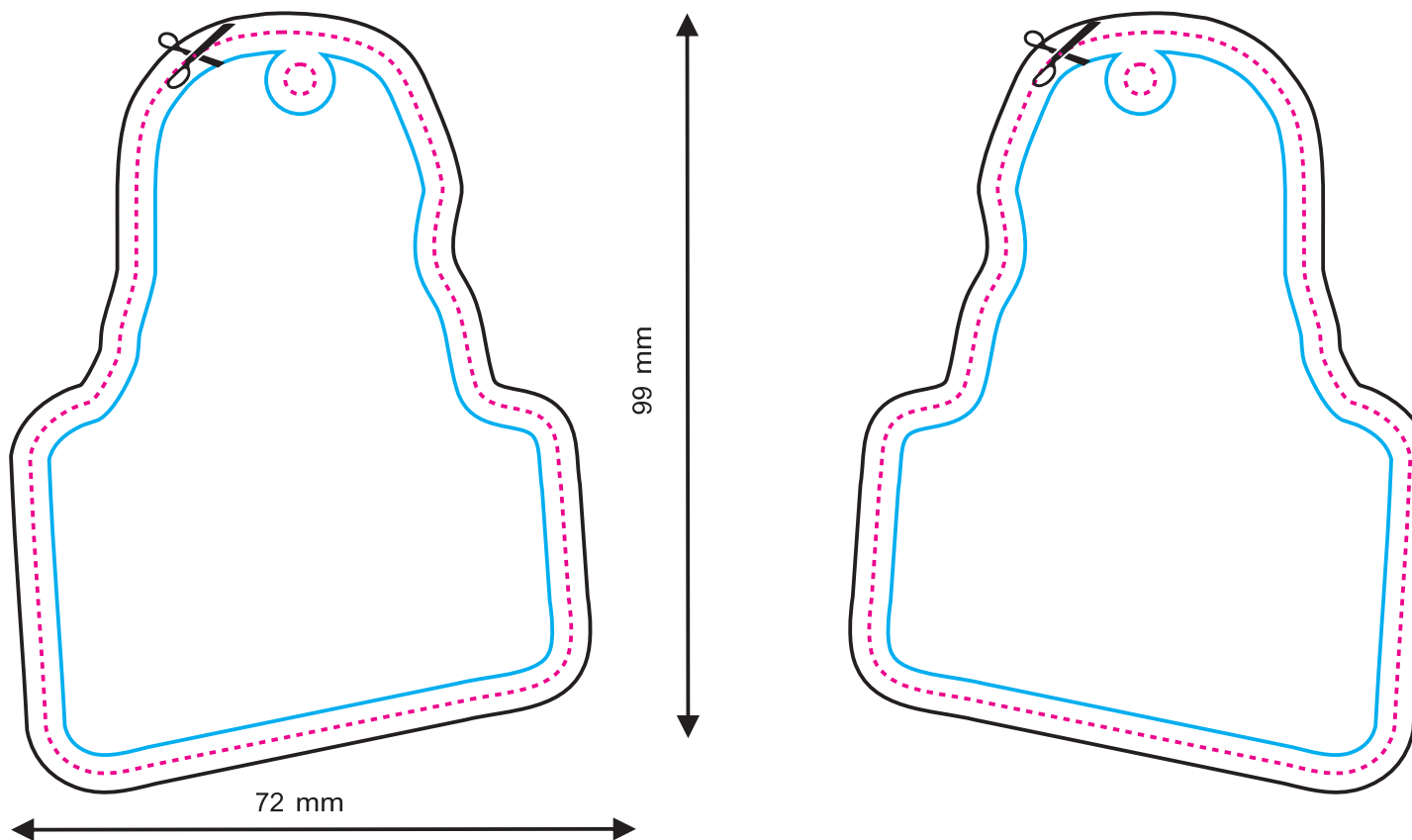
NOTE:

This is a demonstrative visualization. Please check the artwork carefully for the content, colours and text.

We do not responsibility for any mistakes after the design is accepted.

The design may be shifted in relation to the shape up to +/- 1 mm.

After the aromatic oil is applied the colours will slightly change.



front side

back side

Artwork
design



The mould (freshener) shape. Your design will be cut along this line, including the hole for the string/hanger.
 The artwork including the bleed / outer margin. The artwork background must reach this line.
 The safe line / inner margin. All important letters and other elements which cannot be cut must be designed within this line.

NOTE:

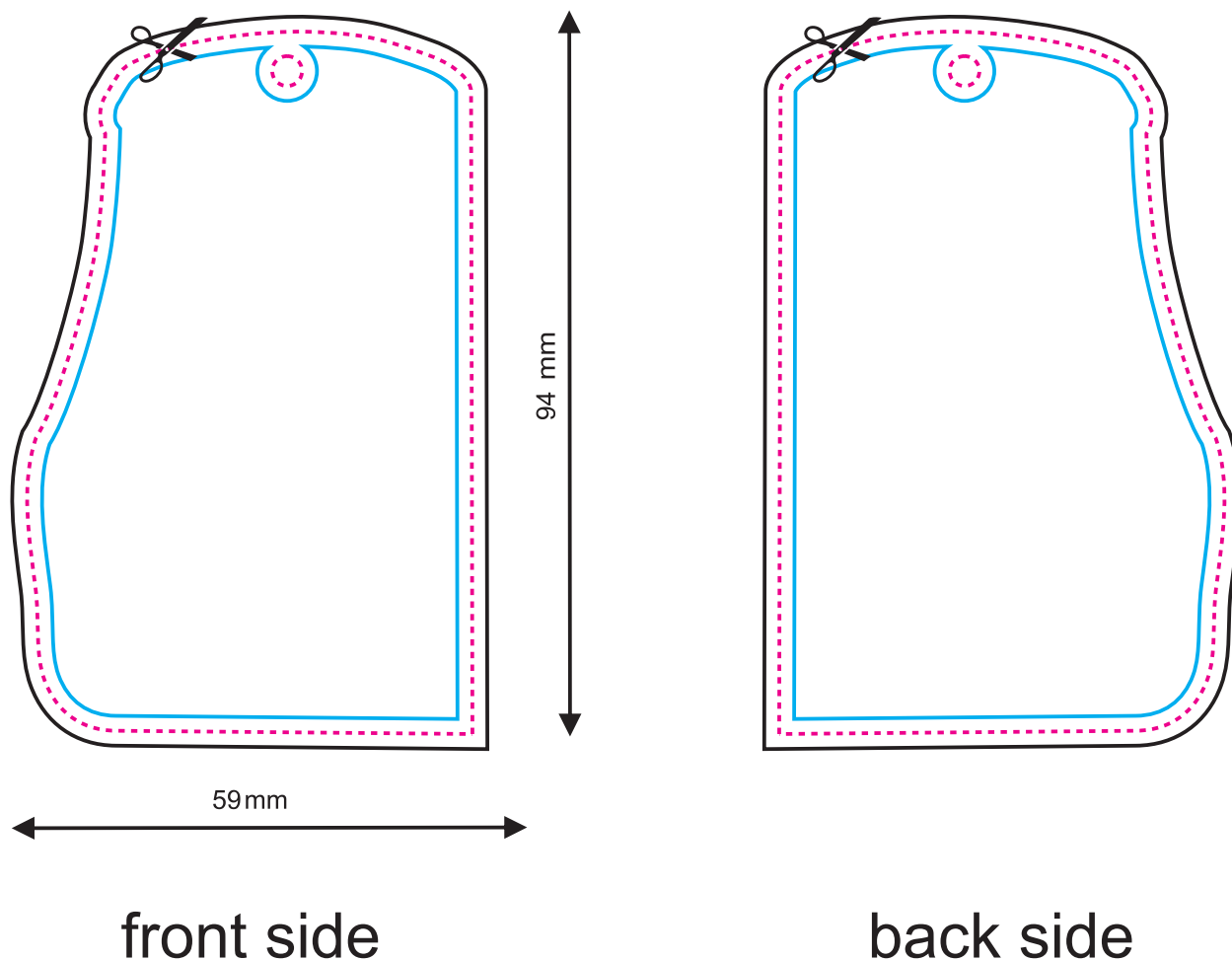


This is a demonstrative visualization. Please check the artwork carefully for the content, colours and text.

We do not responsibility for any mistakes after the design is accepted.

The design may be shifted in relation to the shape up to +/- 1 mm.

After the aromatic oil is applied the colours will slightly change.



337

The mould (freshener) shape. Your design will be cut along this line, including the hole for the string/hanger.

The artwork including the bleed / outer margin. The artwork background must reach this line.

The safe line / inner margin. All important letters and other elements which cannot be cut must be designed within this line.

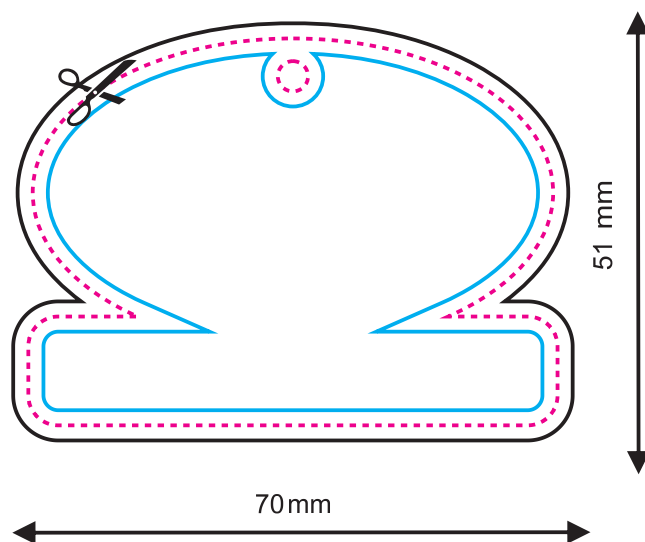
NOTE:

This is a demonstrative visualization. Please check the artwork carefully for the content, colours and text.

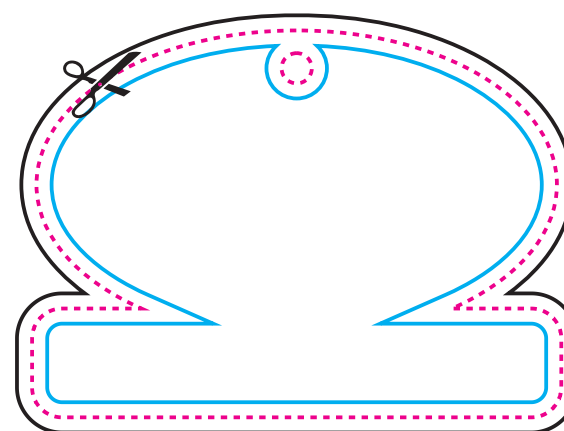
We do not responsibility for any mistakes after the design is accepted.

The design may be shifted in relation to the shape up to +/- 1 mm.

After the aromatic oil is applied the colours will slightly change.



front side



back side

Artwork
design

338

The mould (freshener) shape. Your design will be cut along this line, including the hole for the string/hanger.

The artwork including the bleed / outer margin. The artwork background must reach this line.

The safe line / inner margin. All important letters and other elements which cannot be cut must be designed within this line.

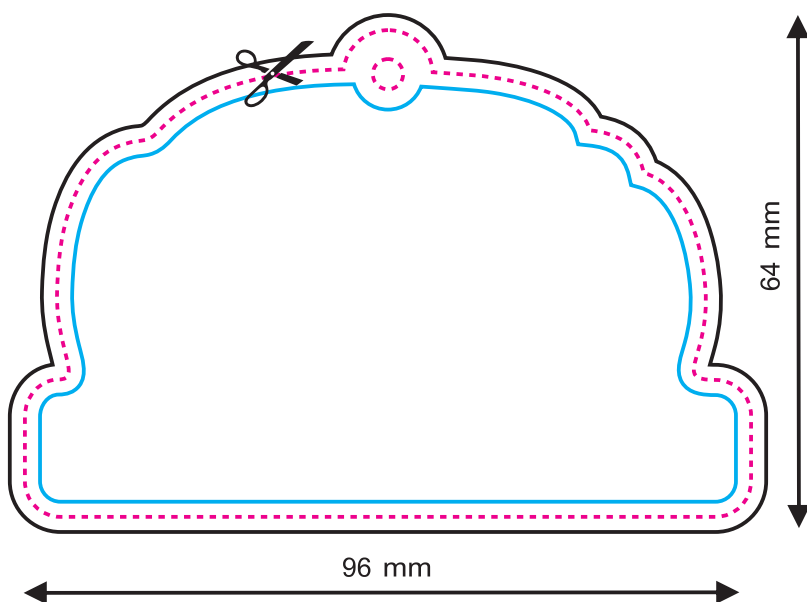
NOTE:

This is a demonstrative visualization. Please check the artwork carefully for the content, colours and text.

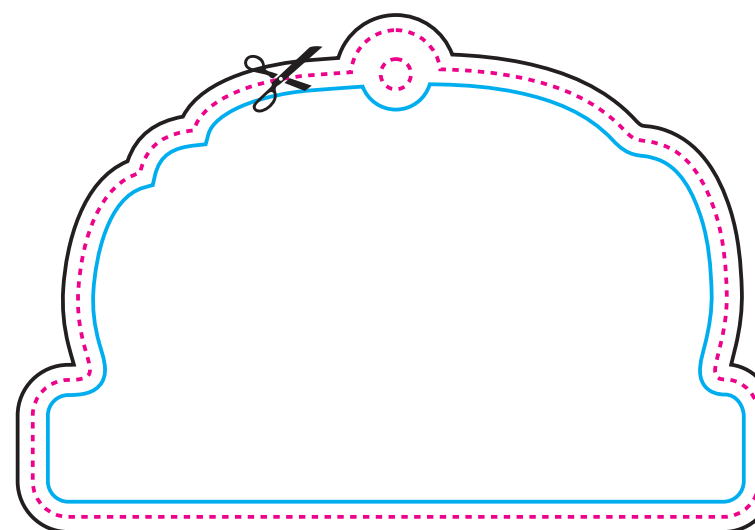
We do not responsibility for any mistakes after the design is accepted.

The design may be shifted in relation to the shape up to +/- 1 mm.

After the aromatic oil is applied the colours will slightly change.



front side



back side

Artwork
design

339

The mould (freshener) shape. Your design will be cut along this line, including the hole for the string/hanger.

The artwork including the bleed / outer margin. The artwork background must reach this line.

The safe line / inner margin. All important letters and other elements which cannot be cut must be designed within this line.

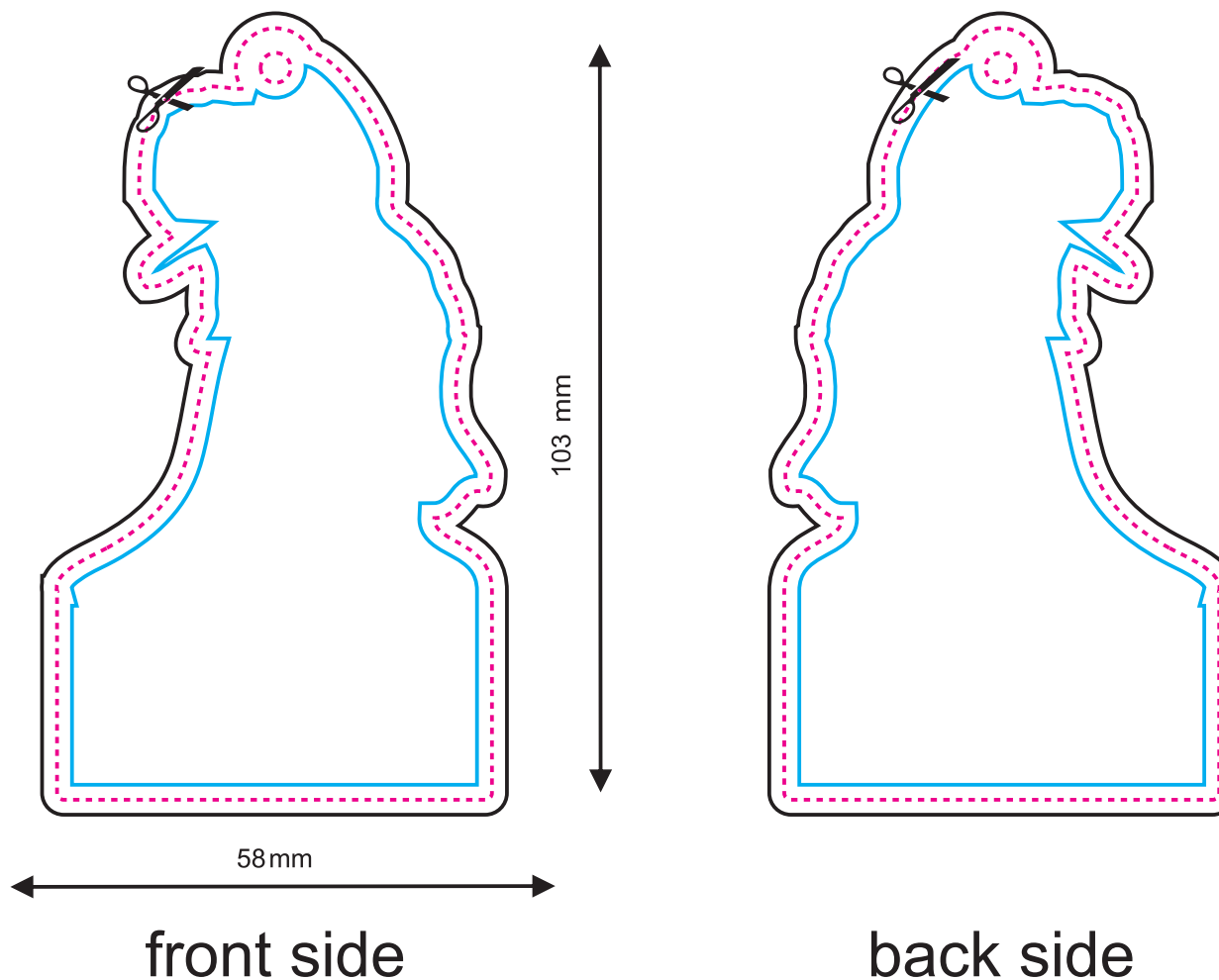
NOTE:

This is a demonstrative visualization. Please check the artwork carefully for the content, colours and text.

We do not responsibility for any mistakes after the design is accepted.

The design may be shifted in relation to the shape up to +/- 1 mm.

After the aromatic oil is applied the colours will slightly change.



Artwork
design

The mould (freshener) shape. Your design will be cut along this line, including the hole for the string/hanger.

The artwork including the bleed / outer margin. The artwork background must reach this line.

The safe line / inner margin. All important letters and other elements which cannot be cut must be designed within this line.

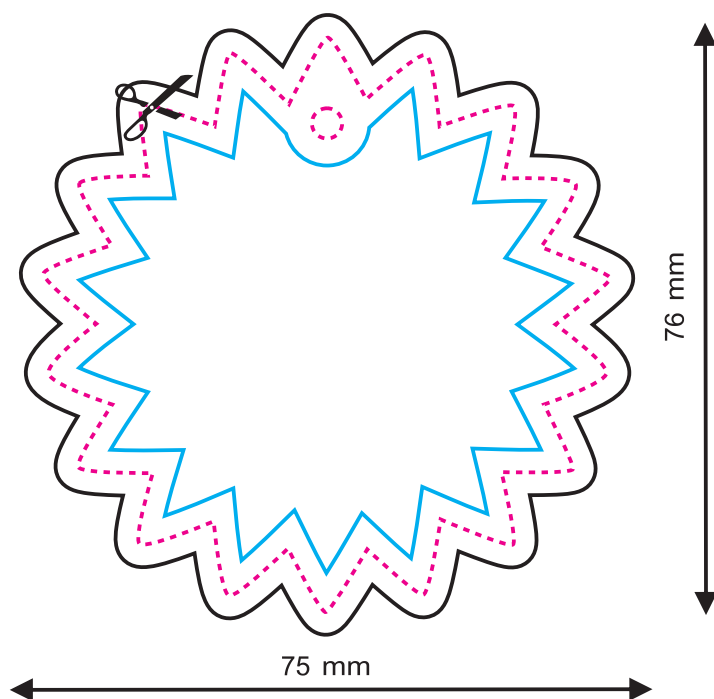
NOTE:

This is a demonstrative visualization. Please check the artwork carefully for the content, colours and text.


We do not responsibility for any mistakes after the design is accepted.

The design may be shifted in relation to the shape up to +/- 1 mm.

After the aromatic oil is applied the colours will slightly change.



front side



back side

341

The mould (freshener) shape. Your design will be cut along this line, including the hole for the string/hanger.

The artwork including the bleed / outer margin. The artwork background must reach this line.

The safe line / inner margin. All important letters and other elements which cannot be cut must be designed within this line.

NOTE:

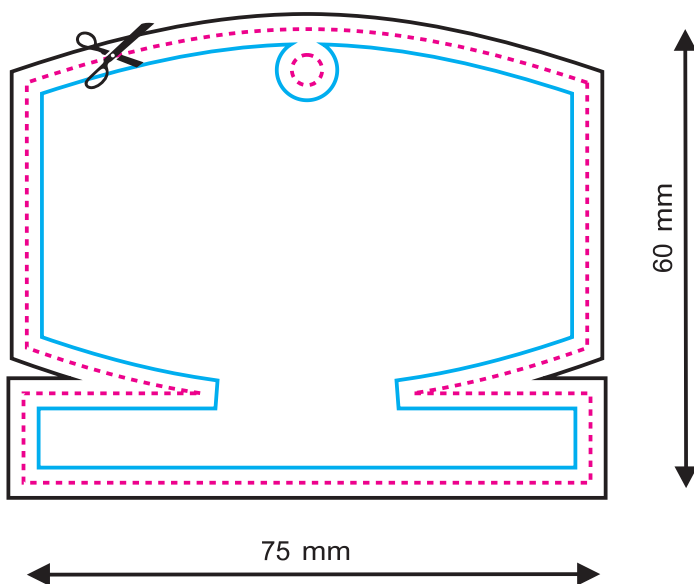
This is a demonstrative visualization. Please check the artwork carefully for the content, colours and text.

We do not responsibility for any mistakes after the design is accepted.

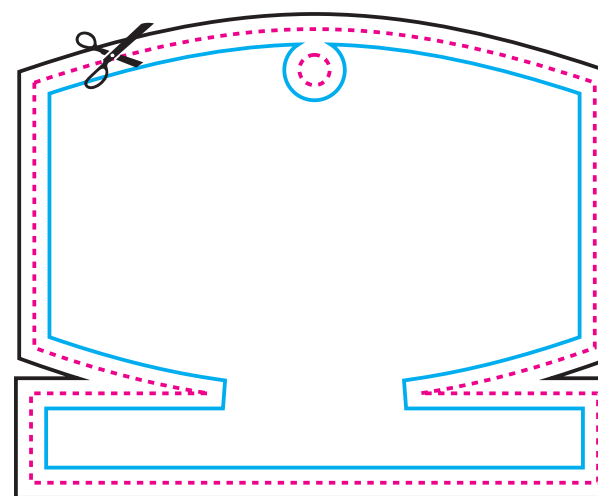
The design may be shifted in relation to the shape up to +/- 1 mm.

After the aromatic oil is applied the colours will slightly change.

KEY



front side



back side

Artwork
design

The mould (freshener) shape. Your design will be cut along this line, including the hole for the string/hanger.
 The artwork including the bleed / outer margin. The artwork background must reach this line.
 The safe line / inner margin. All important letters and other elements which cannot be cut must be designed within this line.

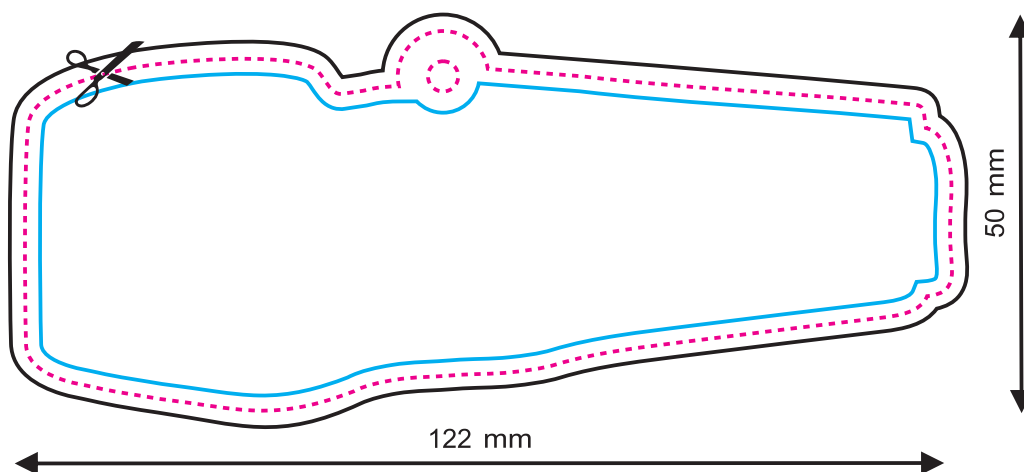
NOTE:

This is a demonstrative visualization. Please check the artwork carefully for the content, colours and text.

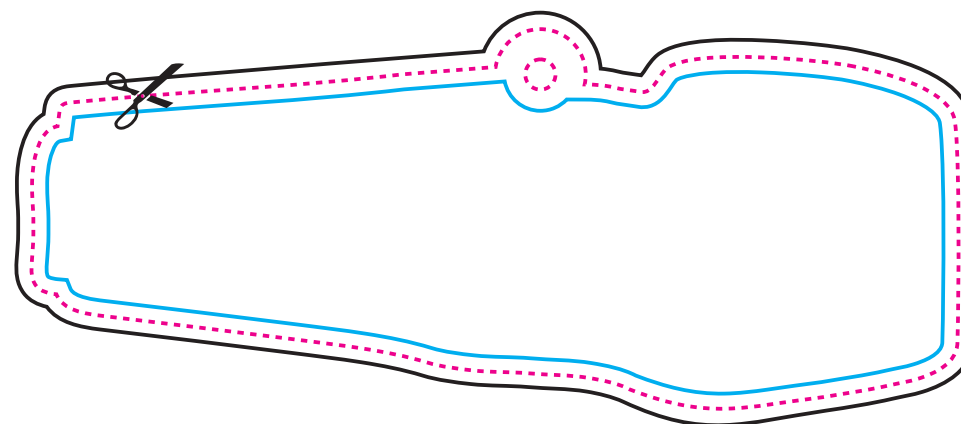
We do not responsibility for any mistakes after the design is accepted.

The design may be shifted in relation to the shape up to +/- 1 mm.

After the aromatic oil is applied the colours will slightly change.



front side



back side

343

The mould (freshener) shape. Your design will be cut along this line, including the hole for the string/hanger.

The artwork including the bleed / outer margin. The artwork background must reach this line.

The safe line / inner margin. All important letters and other elements which cannot be cut must be designed within this line.

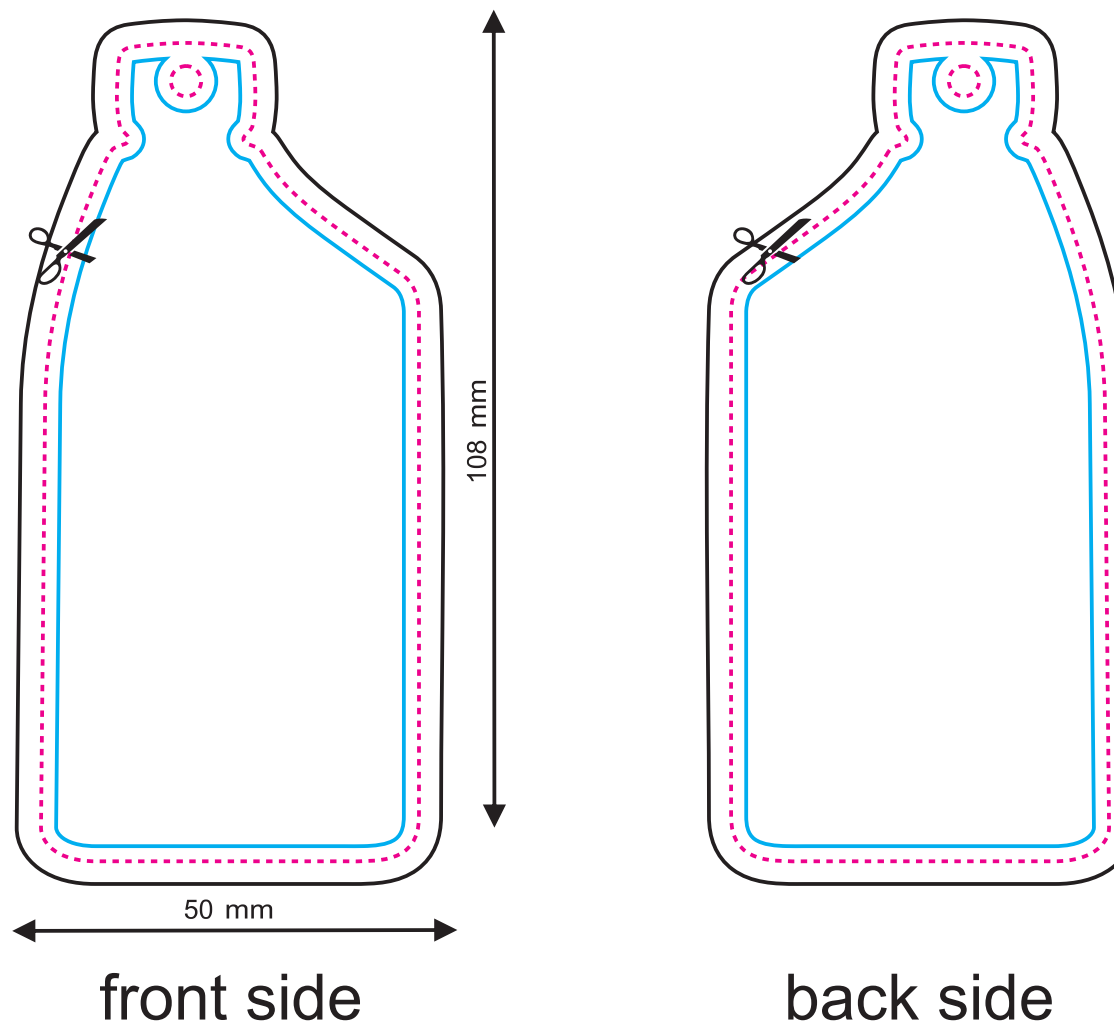
NOTE:

This is a demonstrative visualization. Please check the artwork carefully for the content, colours and text.

We do not responsibility for any mistakes after the design is accepted.

The design may be shifted in relation to the shape up to +/- 1 mm.

After the aromatic oil is applied the colours will slightly change.



Artwork
design

The mould (freshener) shape. Your design will be cut along this line, including the hole for the string/hanger.

The artwork including the bleed / outer margin. The artwork background must reach this line.

The safe line / inner margin. All important letters and other elements which cannot be cut must be designed within this line.

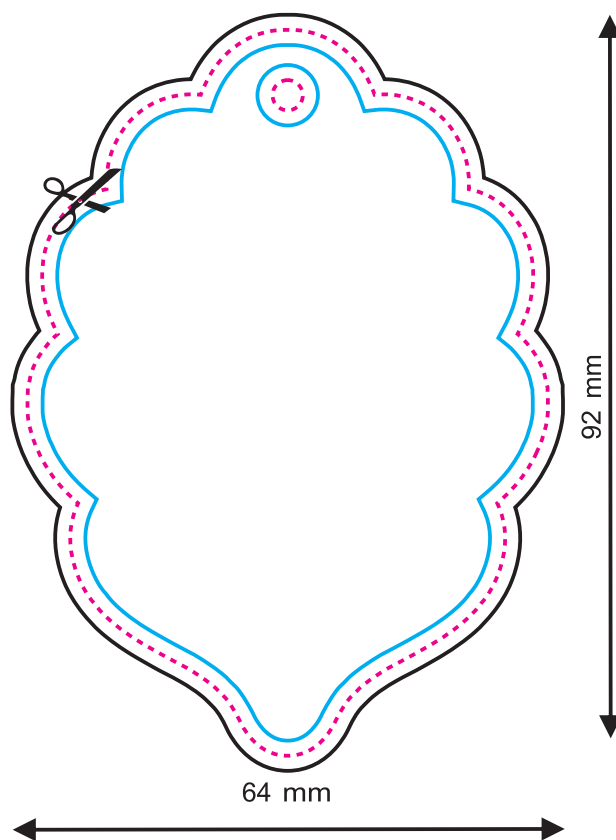
NOTE:

This is a demonstrative visualization. Please check the artwork carefully for the content, colours and text.

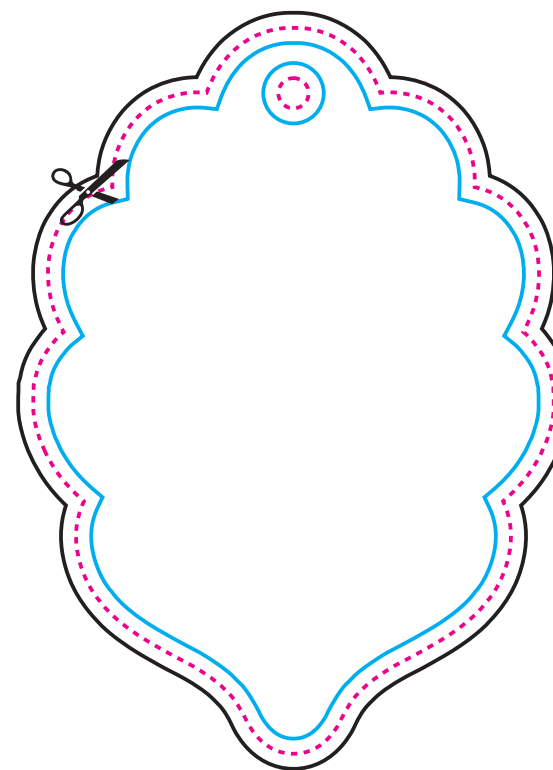
We do not responsibility for any mistakes after the design is accepted.

The design may be shifted in relation to the shape up to +/- 1 mm.

After the aromatic oil is applied the colours will slightly change.



front side



back side

345

The mould (freshener) shape. Your design will be cut along this line, including the hole for the string/hanger.

The artwork including the bleed / outer margin. The artwork background must reach this line.

The safe line / inner margin. All important letters and other elements which cannot be cut must be designed within this line.

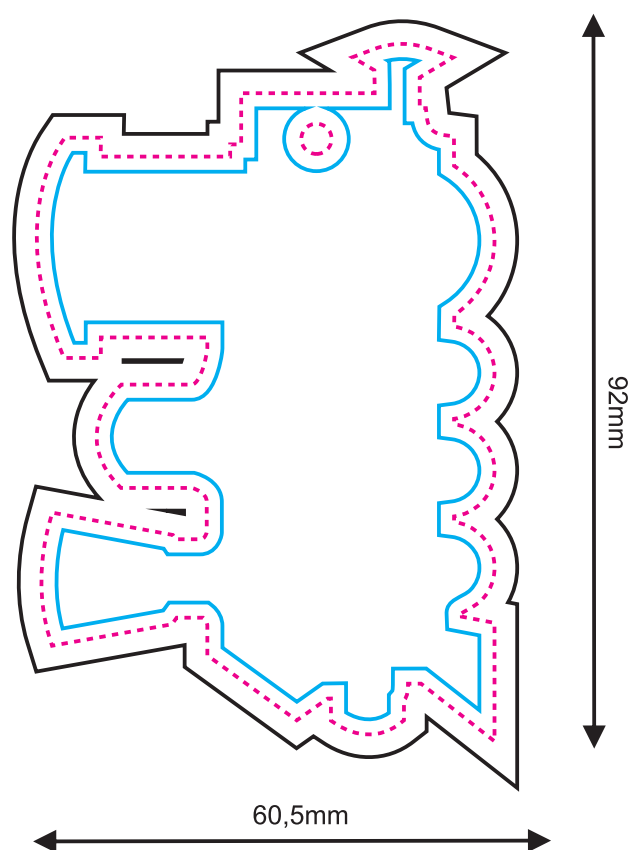
NOTE:

This is a demonstrative visualization. Please check the artwork carefully for the content, colours and text.


We do not responsibility for any mistakes after the design is accepted.

The design may be shifted in relation to the shape up to +/- 1 mm.

After the aromatic oil is applied the colours will slightly change.



front side



back side

Artwork
design

346

The mould (freshener) shape. Your design will be cut along this line, including the hole for the string/hanger.

The artwork including the bleed / outer margin. The artwork background must reach this line.

The safe line / inner margin. All important letters and other elements which cannot be cut must be designed within this line.

NOTE:

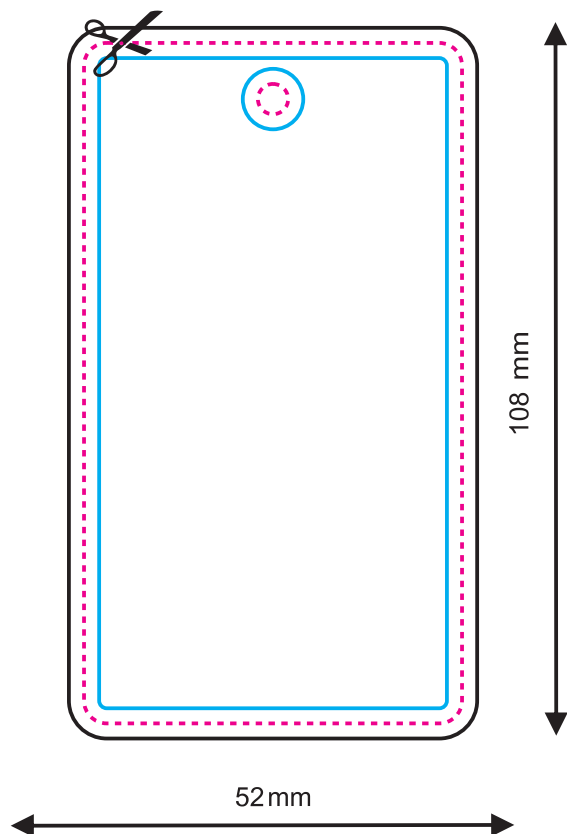
This is a demonstrative visualization. Please check the artwork carefully for the content, colours and text.

We do not responsibility for any mistakes after the design is accepted.


The design may be shifted in relation to the shape up to +/- 1 mm.

After the aromatic oil is applied the colours will slightly change.

KEY



front side



back side

Artwork
design

347

The mould (freshener) shape. Your design will be cut along this line, including the hole for the string/hanger.

The artwork including the bleed / outer margin. The artwork background must reach this line.

The safe line / inner margin. All important letters and other elements which cannot be cut must be designed within this line.

NOTE:

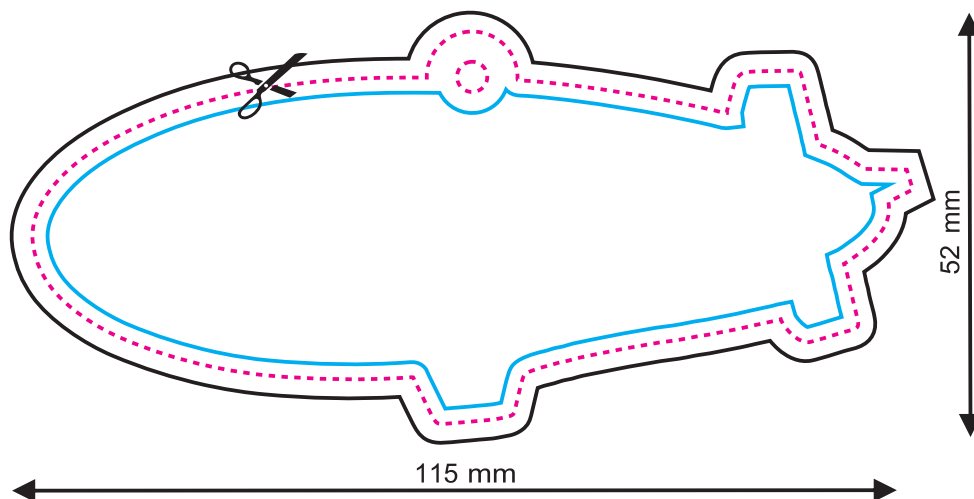
This is a demonstrative visualization. Please check the artwork carefully for the content, colours and text.

We do not responsibility for any mistakes after the design is accepted.

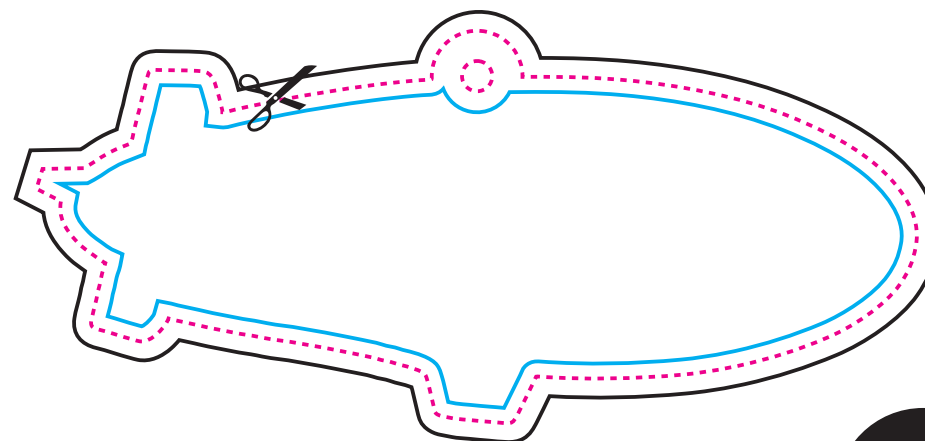
The design may be shifted in relation to the shape up to +/- 1 mm.

After the aromatic oil is applied the colours will slightly change.

KEY



front side



back side

Artwork
design

BIG
size

The mould (freshener) shape. Your design will be cut along this line, including the hole for the string/hanger.

The artwork including the bleed / outer margin. The artwork background must reach this line.

The safe line / inner margin. All important letters and other elements which cannot be cut must be designed within this line.

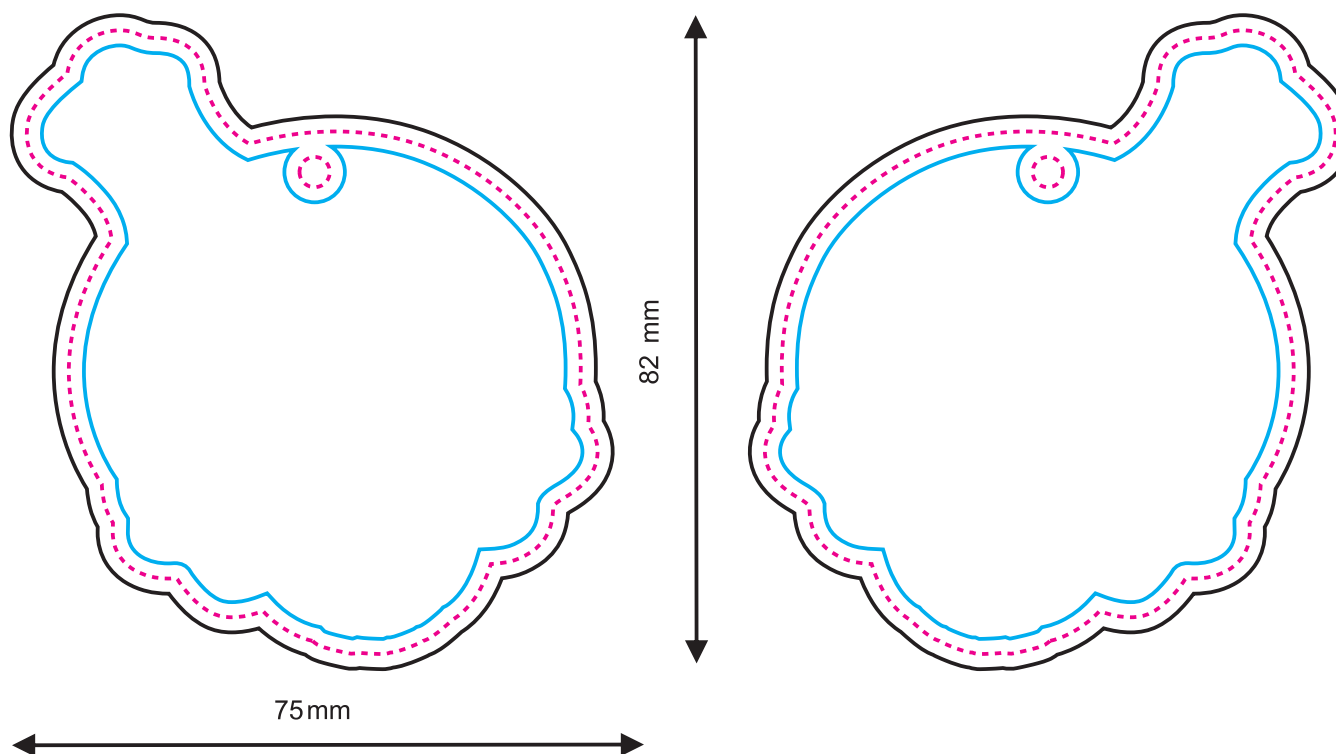
NOTE:

This is a demonstrative visualization. Please check the artwork carefully for the content, colours and text.

We do not responsibility for any mistakes after the design is accepted.

The design may be shifted in relation to the shape up to +/- 1 mm.

After the aromatic oil is applied the colours will slightly change.



front side

back side

349

The mould (freshener) shape. Your design will be cut along this line, including the hole for the string/hanger.

The artwork including the bleed / outer margin. The artwork background must reach this line.

The safe line / inner margin. All important letters and other elements which cannot be cut must be designed within this line.

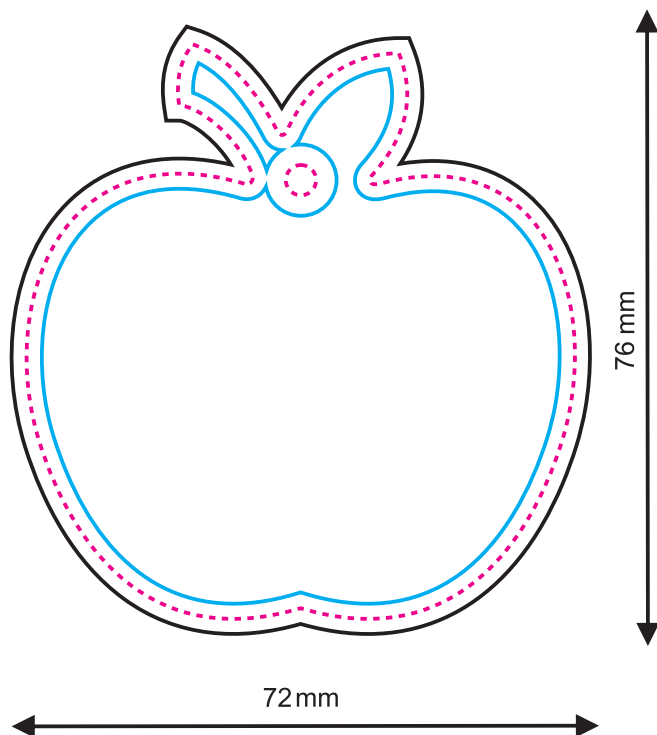
NOTE:

This is a demonstrative visualization. Please check the artwork carefully for the content, colours and text.


We do not responsibility for any mistakes after the design is accepted.

The design may be shifted in relation to the shape up to +/- 1 mm.

After the aromatic oil is applied the colours will slightly change.



front side



back side

Artwork
design

The mould (freshener) shape. Your design will be cut along this line, including the hole for the string/hanger.

The artwork including the bleed / outer margin. The artwork background must reach this line.

The safe line / inner margin. All important letters and other elements which cannot be cut must be designed within this line.

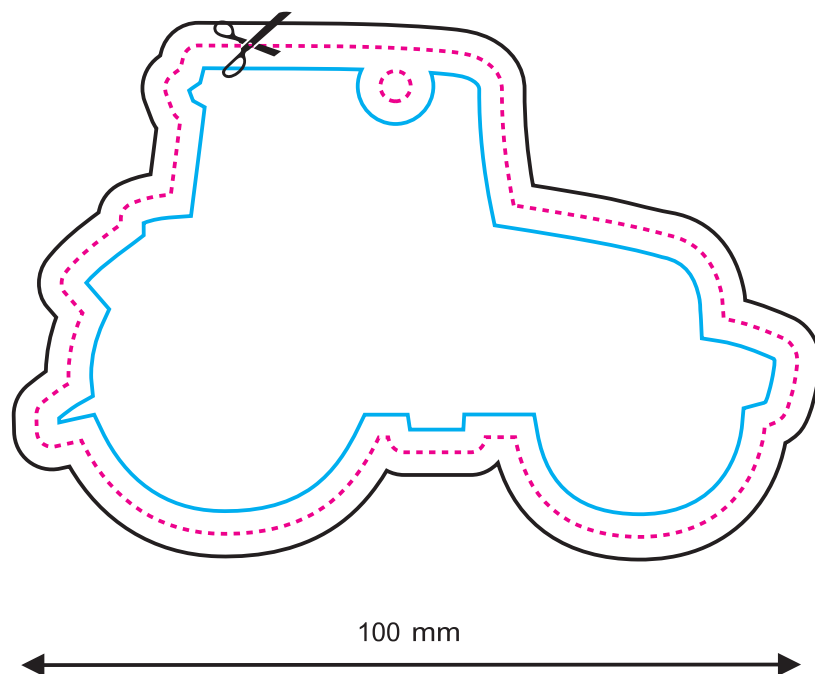
NOTE:

This is a demonstrative visualization. Please check the artwork carefully for the content, colours and text.

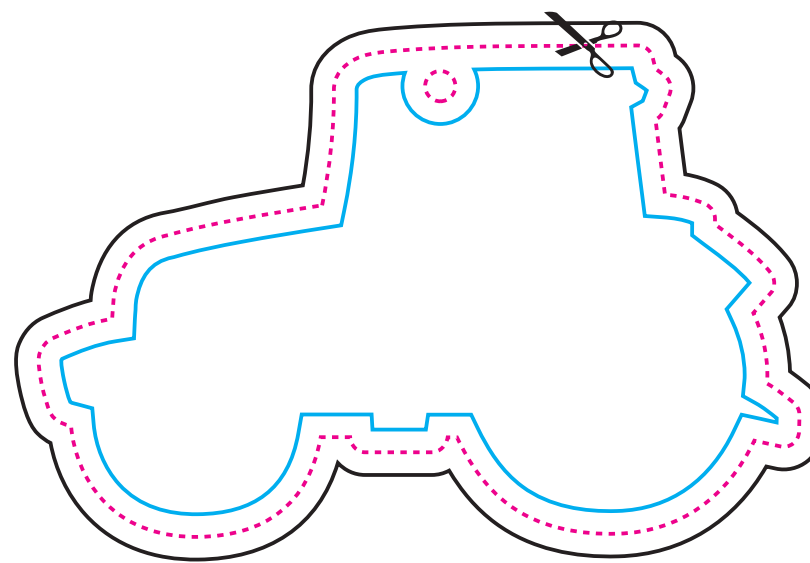
We do not responsibility for any mistakes after the design is accepted.

The design may be shifted in relation to the shape up to +/- 1 mm.

After the aromatic oil is applied the colours will slightly change.



front side



back side

The mould (freshener) shape. Your design will be cut along this line, including the hole for the string/hanger.

The artwork including the bleed / outer margin. The artwork background must reach this line.

The safe line / inner margin. All important letters and other elements which cannot be cut must be designed within this line.

NOTE:

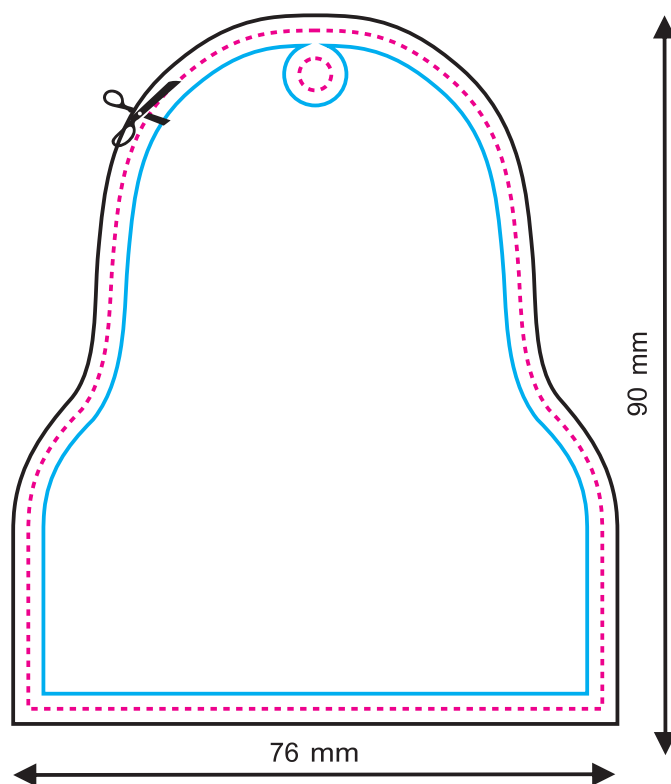
This is a demonstrative visualization. Please check the artwork carefully for the content, colours and text.

We do not responsibility for any mistakes after the design is accepted.

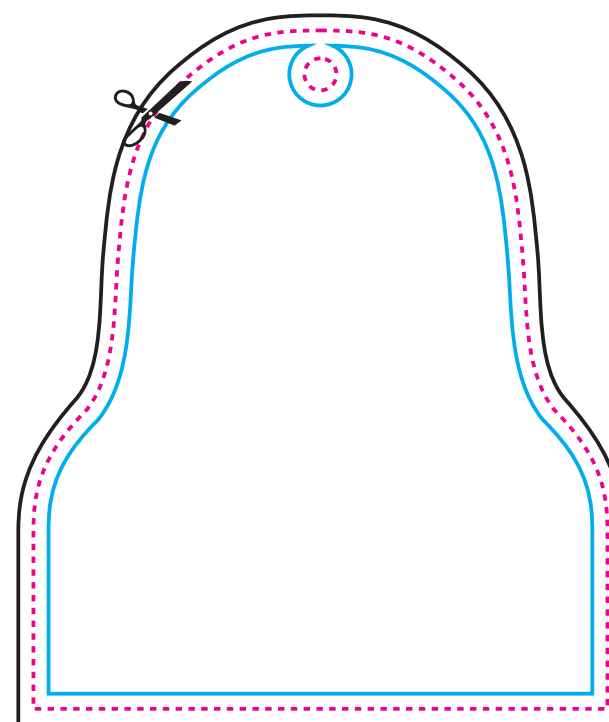
The design may be shifted in relation to the shape up to +/- 1 mm.

After the aromatic oil is applied the colours will slightly change.

KEY



front side



back side

The mould (freshener) shape. Your design will be cut along this line, including the hole for the string/hanger.

The artwork including the bleed / outer margin. The artwork background must reach this line.

The safe line / inner margin. All important letters and other elements which cannot be cut must be designed within this line.

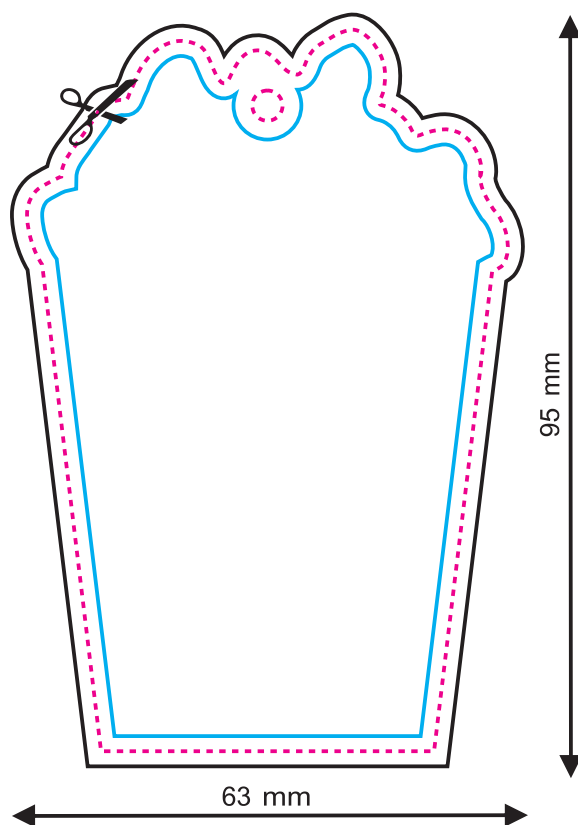
NOTE:

This is a demonstrative visualization. Please check the artwork carefully for the content, colours and text.

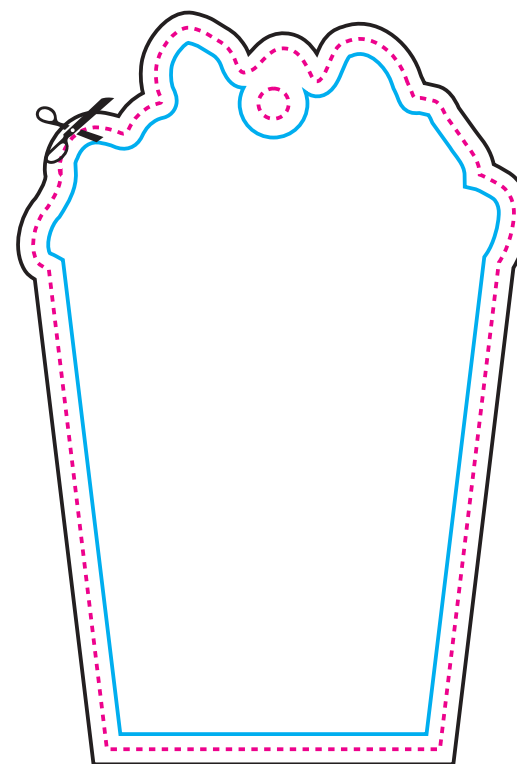
We do not responsibility for any mistakes after the design is accepted.

The design may be shifted in relation to the shape up to +/- 1 mm.

After the aromatic oil is applied the colours will slightly change.



front side



back side

The mould (freshener) shape. Your design will be cut along this line, including the hole for the string/hanger.

The artwork including the bleed / outer margin. The artwork background must reach this line.

The safe line / inner margin. All important letters and other elements which cannot be cut must be designed within this line.

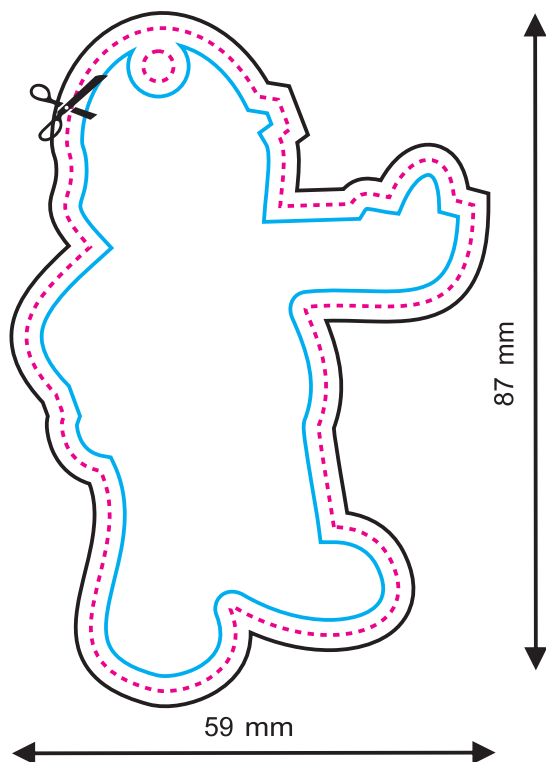
NOTE:

This is a demonstrative visualization. Please check the artwork carefully for the content, colours and text.

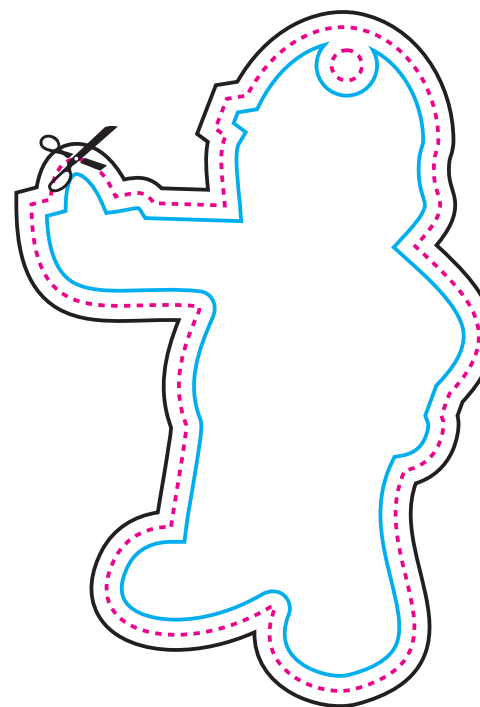
We do not responsibility for any mistakes after the design is accepted.

The design may be shifted in relation to the shape up to +/- 1 mm.

After the aromatic oil is applied the colours will slightly change.



front side



back side

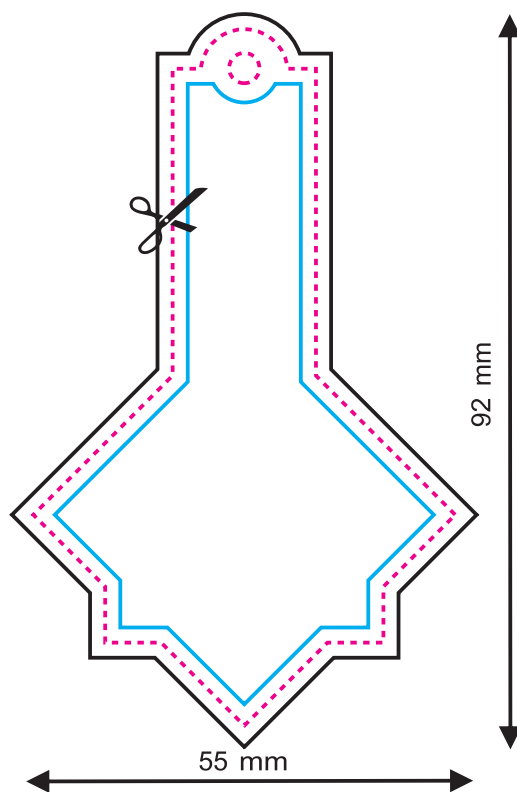


The mould (freshener) shape. Your design will be cut along this line, including the hole for the string/hanger.
 The artwork including the bleed / outer margin. The artwork background must reach this line.
 The safe line / inner margin. All important letters and other elements which cannot be cut must be designed within this line.

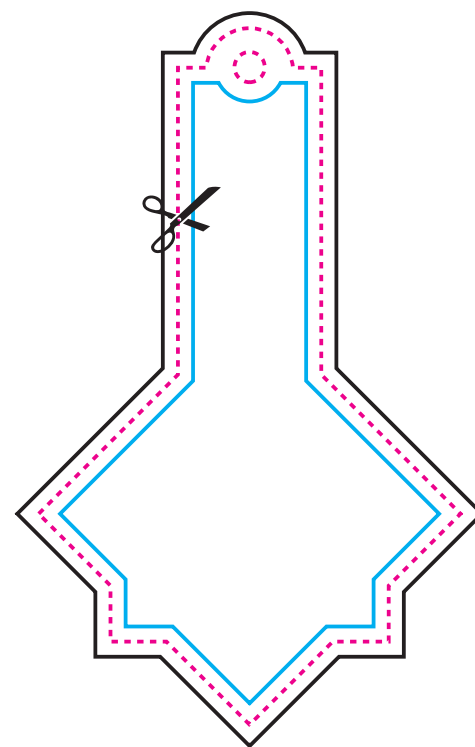
NOTE:



This is a demonstrative visualization. Please check the artwork carefully for the content, colours and text.
 We do not responsibility for any mistakes after the design is accepted.
 The design may be shifted in relation to the shape up to +/- 1 mm.
 After the aromatic oil is applied the colours will slightly change.



front side



back side

355

The mould (freshener) shape. Your design will be cut along this line, including the hole for the string/hanger.

The artwork including the bleed / outer margin. The artwork background must reach this line.

The safe line / inner margin. All important letters and other elements which cannot be cut must be designed within this line.

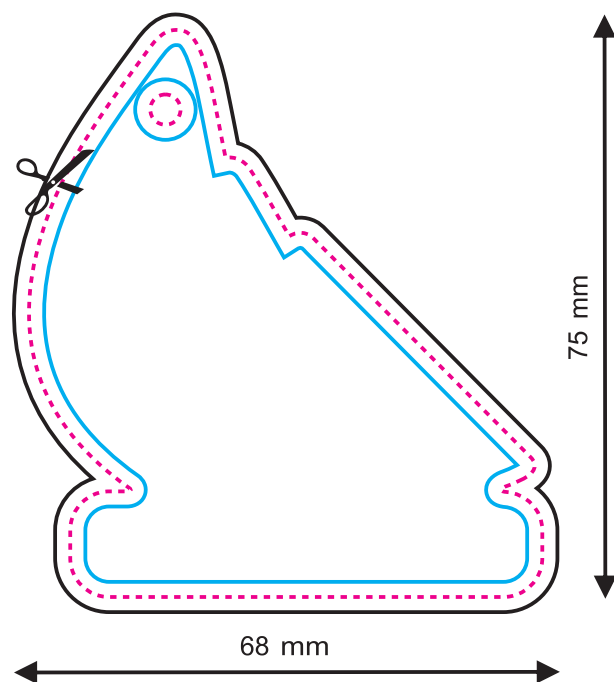
NOTE:

This is a demonstrative visualization. Please check the artwork carefully for the content, colours and text.

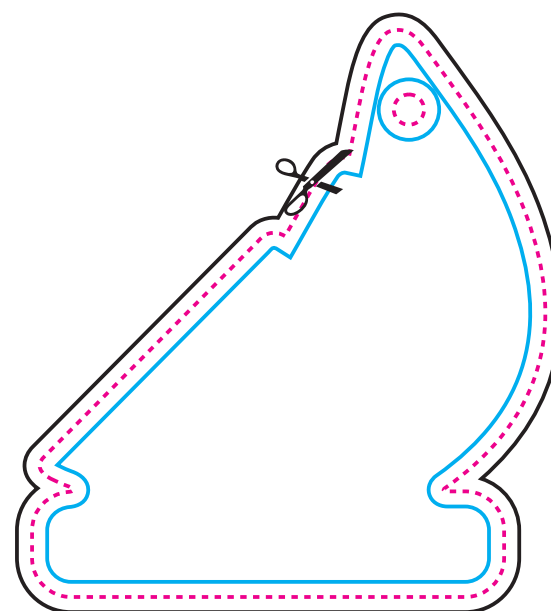
We do not responsibility for any mistakes after the design is accepted.

The design may be shifted in relation to the shape up to +/- 1 mm.

After the aromatic oil is applied the colours will slightly change.



front side



back side

Artwork
design

356

The mould (freshener) shape. Your design will be cut along this line, including the hole for the string/hanger.

The artwork including the bleed / outer margin. The artwork background must reach this line.

The safe line / inner margin. All important letters and other elements which cannot be cut must be designed within this line.

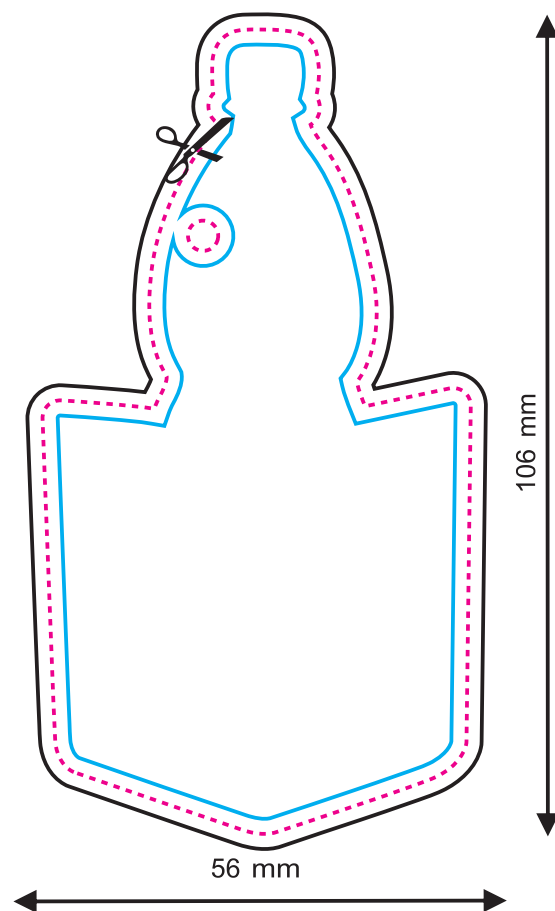
NOTE:

This is a demonstrative visualization. Please check the artwork carefully for the content, colours and text.

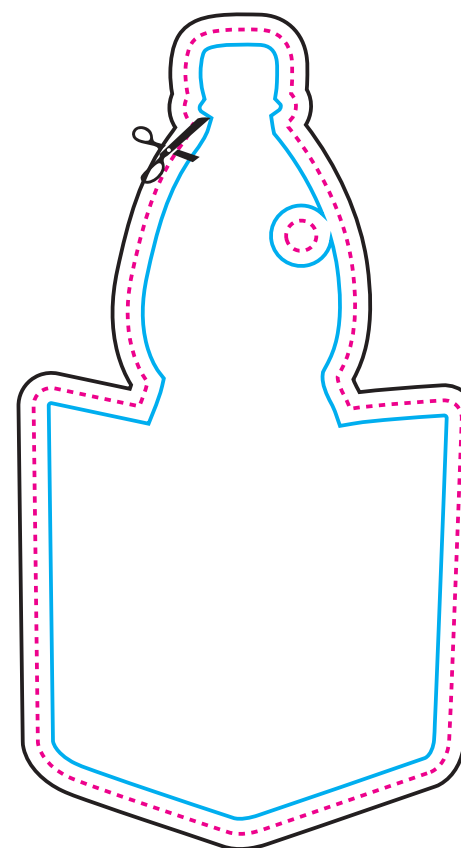
We do not responsibility for any mistakes after the design is accepted.

The design may be shifted in relation to the shape up to +/- 1 mm.

After the aromatic oil is applied the colours will slightly change.



front side



back side

Artwork
design

The mould (freshener) shape. Your design will be cut along this line, including the hole for the string/hanger.

The artwork including the bleed / outer margin. The artwork background must reach this line.

The safe line / inner margin. All important letters and other elements which cannot be cut must be designed within this line.

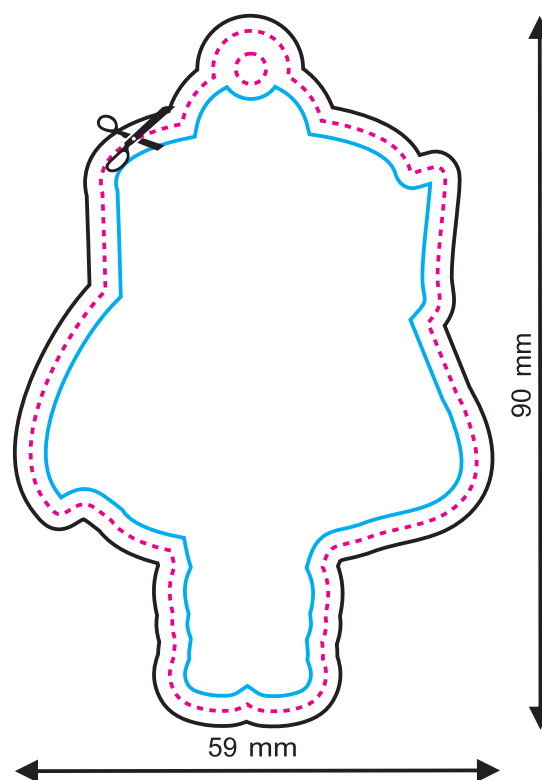
NOTE:

This is a demonstrative visualization. Please check the artwork carefully for the content, colours and text.

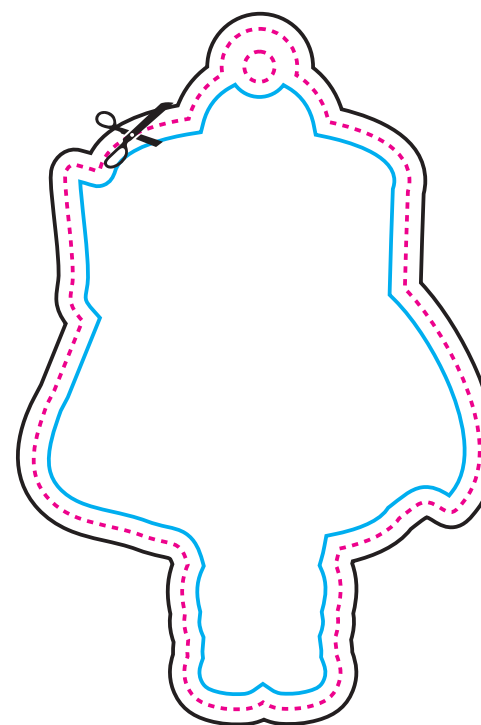
We do not responsibility for any mistakes after the design is accepted.

The design may be shifted in relation to the shape up to +/- 1 mm.

After the aromatic oil is applied the colours will slightly change.



front side



back side

358

The mould (freshener) shape. Your design will be cut along this line, including the hole for the string/hanger.

The artwork including the bleed / outer margin. The artwork background must reach this line.

The safe line / inner margin. All important letters and other elements which cannot be cut must be designed within this line.

NOTE:

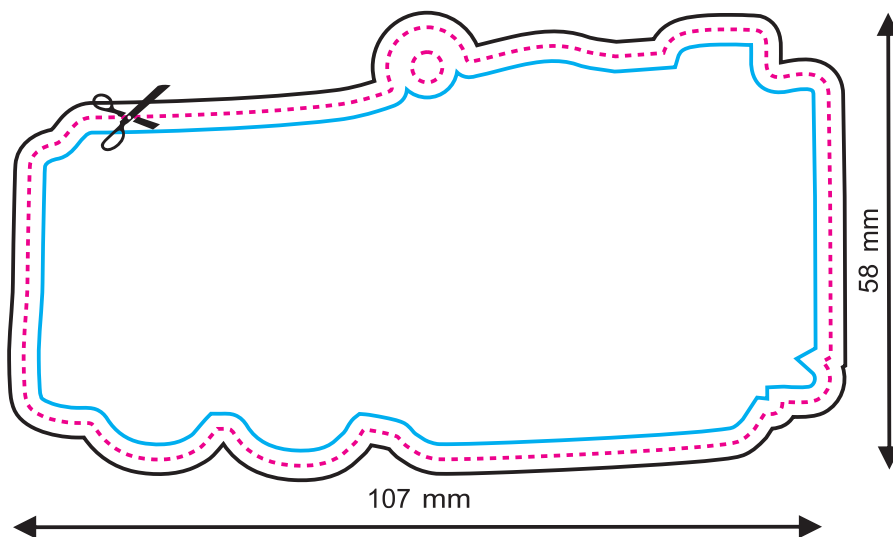
This is a demonstrative visualization. Please check the artwork carefully for the content, colours and text.

We do not responsibility for any mistakes after the design is accepted.

The design may be shifted in relation to the shape up to +/- 1 mm.

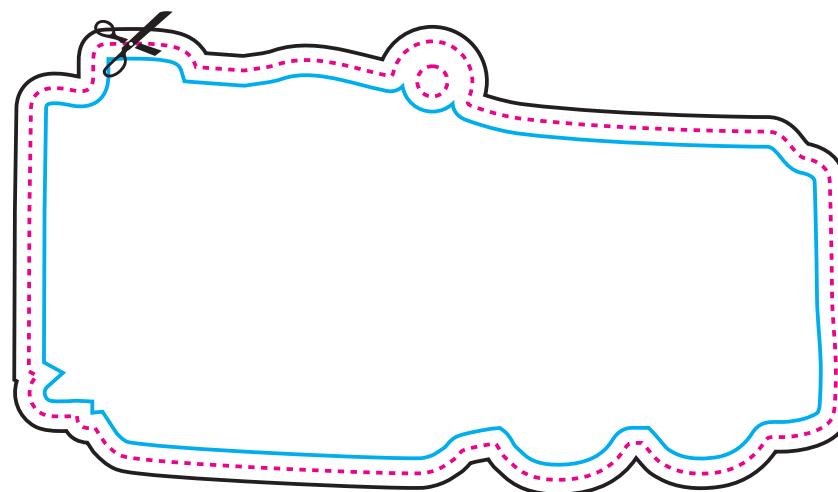
After the aromatic oil is applied the colours will slightly change.

KEY



front side

BIG
size



back side

Artwork
design

359

The mould (freshener) shape. Your design will be cut along this line, including the hole for the string/hanger.

The artwork including the bleed / outer margin. The artwork background must reach this line.

The safe line / inner margin. All important letters and other elements which cannot be cut must be designed within this line.

NOTE:

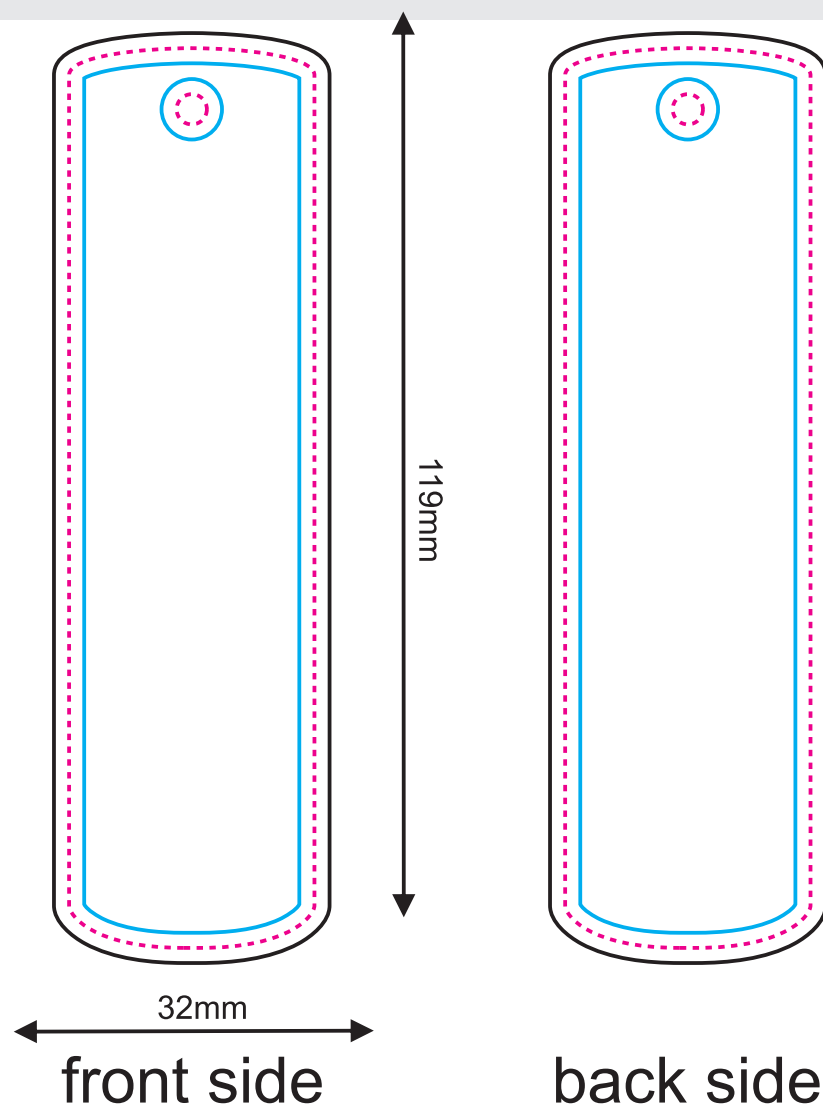
This is a demonstrative visualization. Please check the artwork carefully for the content, colours and text.

We do not responsibility for any mistakes after the design is accepted.

The design may be shifted in relation to the shape up to +/- 1 mm.

After the aromatic oil is applied the colours will slightly change.

KEY



Artwork
design

360

The mould (freshener) shape. Your design will be cut along this line, including the hole for the string/hanger.

The artwork including the bleed / outer margin. The artwork background must reach this line.

The safe line / inner margin. All important letters and other elements which cannot be cut must be designed within this line.

NOTE:

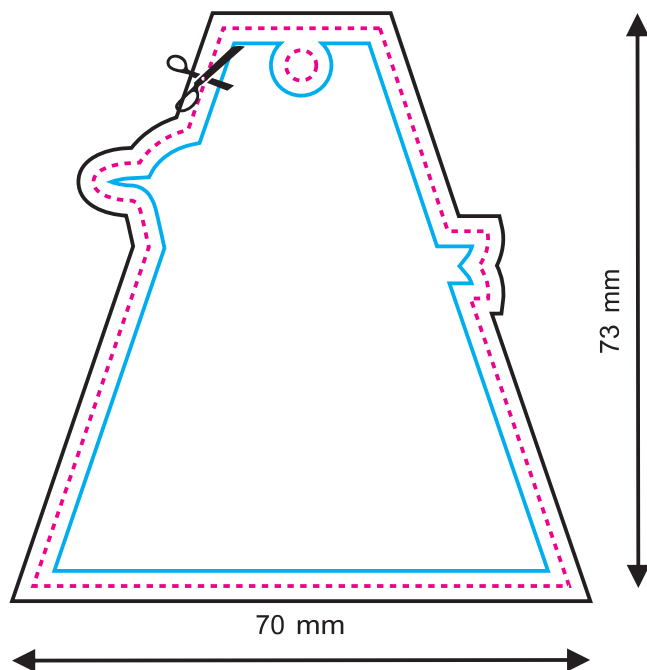
This is a demonstrative visualization. Please check the artwork carefully for the content, colours and text.

We do not responsibility for any mistakes after the design is accepted.

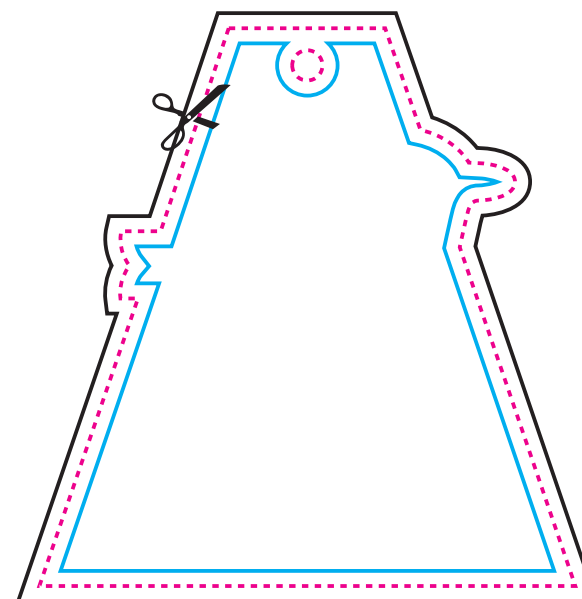
The design may be shifted in relation to the shape up to +/- 1 mm.

After the aromatic oil is applied the colours will slightly change.

KEY



front side



back side

Artwork
design

The mould (freshener) shape. Your design will be cut along this line, including the hole for the string/hanger.

The artwork including the bleed / outer margin. The artwork background must reach this line.

The safe line / inner margin. All important letters and other elements which cannot be cut must be designed within this line.

NOTE:

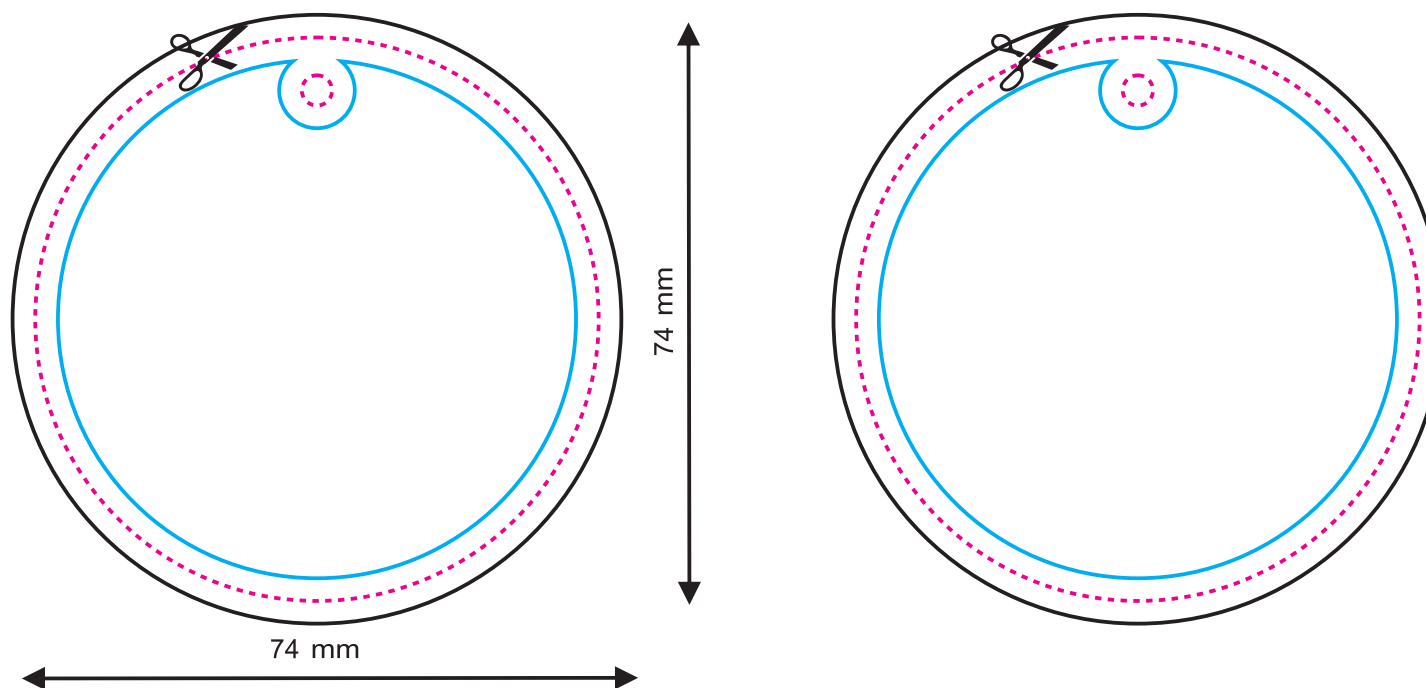
This is a demonstrative visualization. Please check the artwork carefully for the content, colours and text.

We do not responsibility for any mistakes after the design is accepted.

The design may be shifted in relation to the shape up to +/- 1 mm.

After the aromatic oil is applied the colours will slightly change.

KEY



front side

back side

362

The mould (freshener) shape. Your design will be cut along this line, including the hole for the string/hanger.

The artwork including the bleed / outer margin. The artwork background must reach this line.

The safe line / inner margin. All important letters and other elements which cannot be cut must be designed within this line.

NOTE:

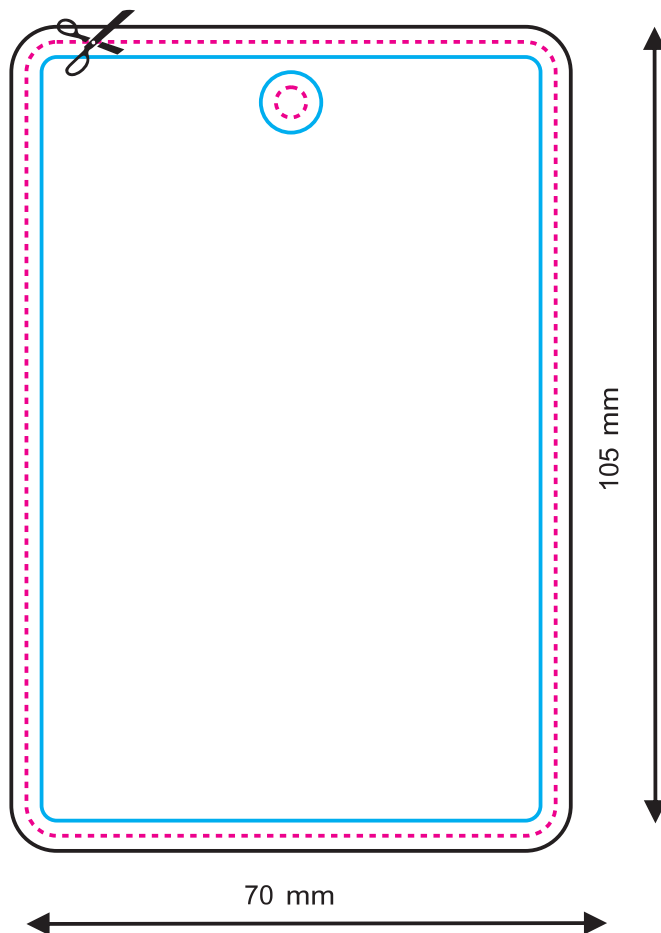
This is a demonstrative visualization. Please check the artwork carefully for the content, colours and text.

We do not responsibility for any mistakes after the design is accepted.


The design may be shifted in relation to the shape up to +/- 1 mm.

After the aromatic oil is applied the colours will slightly change.

KEY



front side



back side

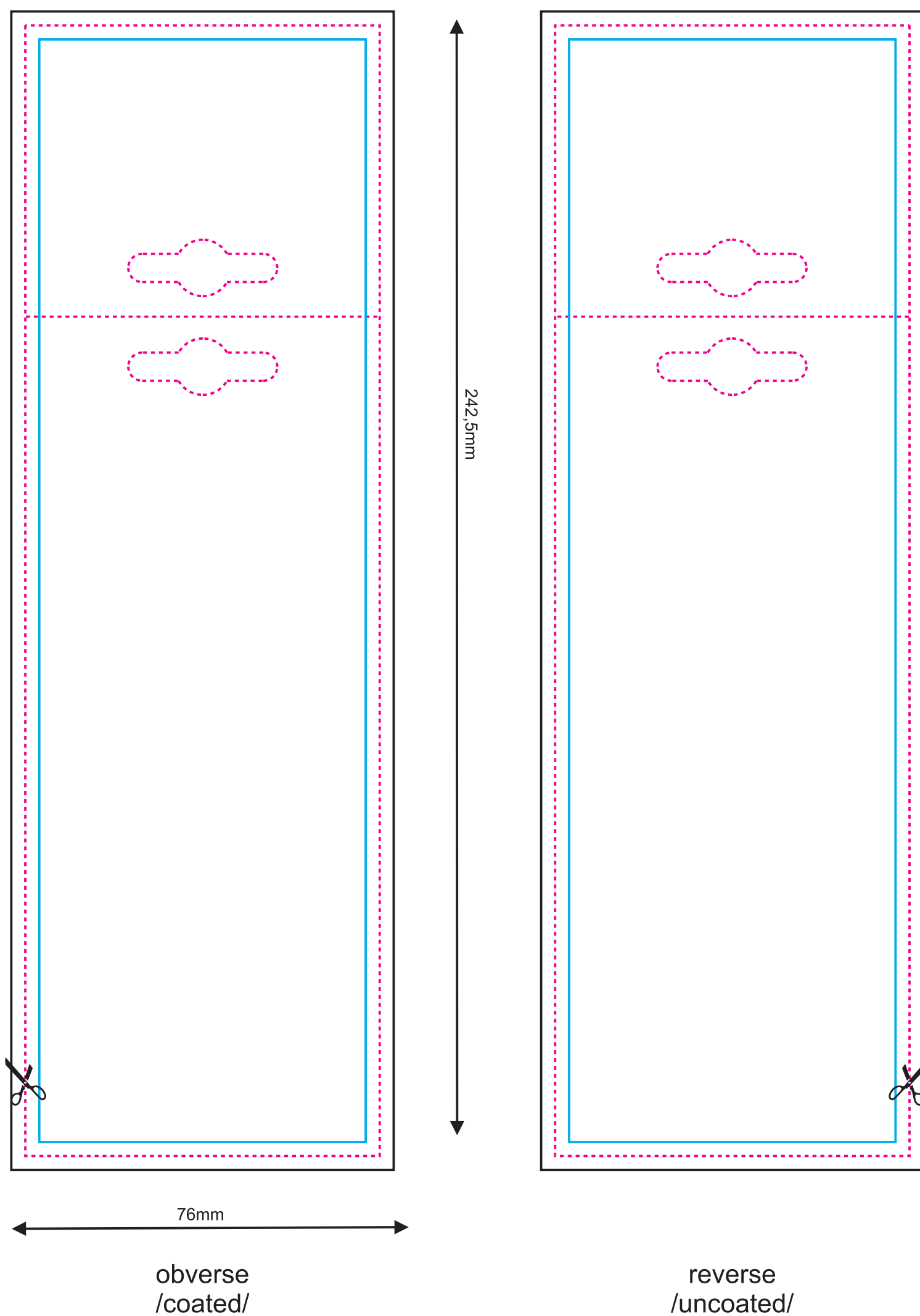
Artwork
design

BIG
size

The mould (freshener) shape. Your design will be cut along this line, including the hole for the string/hanger.
 The artwork including the bleed / outer margin. The artwork background must reach this line.
 The safe line / inner margin. All important letters and other elements which cannot be cut must be designed within this line.

NOTE:

This is a demonstrative visualization. Please check the artwork carefully for the content, colours and text.
 We do not responsibility for any mistakes after the design is accepted.
 The design may be shifted in relation to the shape up to +/- 1 mm.
 After the aromatic oil is applied the colours will slightly change.



The mould (freshener) shape. Your design will be cut along this line, including the hole for the string/hanger.

The artwork including the bleed / outer margin. The artwork background must reach this line.

The safe line / inner margin. All important letters and other elements which cannot be cut must be designed within this line.

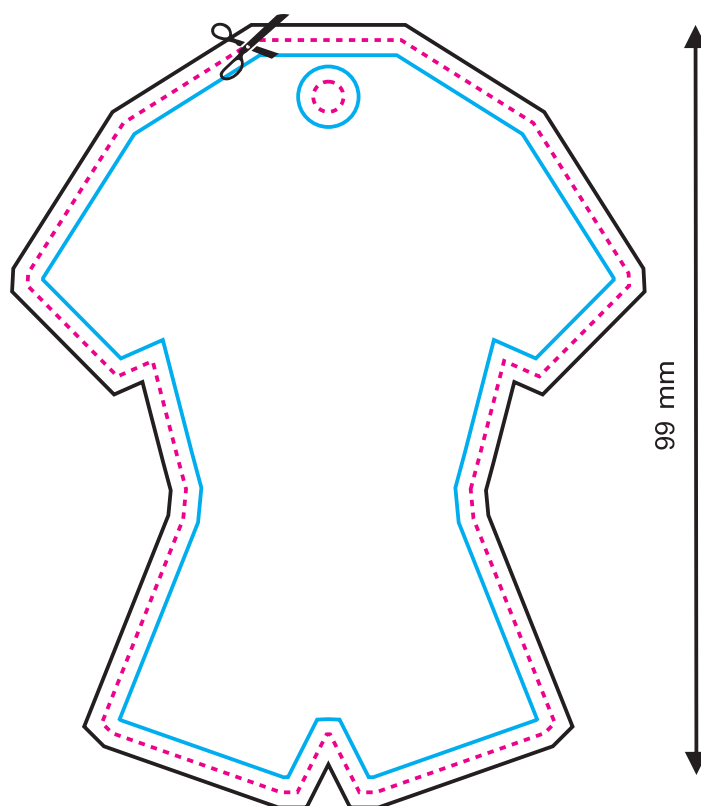
NOTE:

This is a demonstrative visualization. Please check the artwork carefully for the content, colours and text.


We do not responsibility for any mistakes after the design is accepted.

The design may be shifted in relation to the shape up to +/- 1 mm.

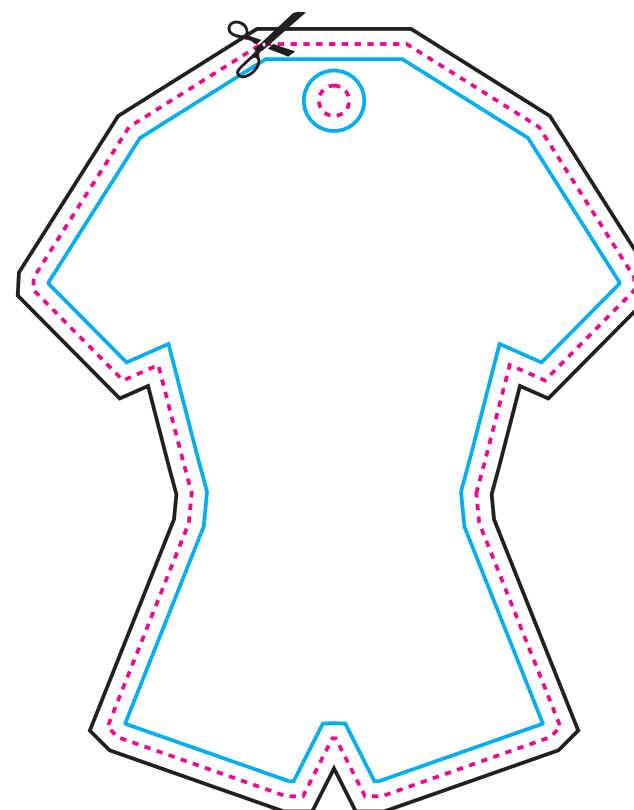
After the aromatic oil is applied the colours will slightly change.



79 mm



front side

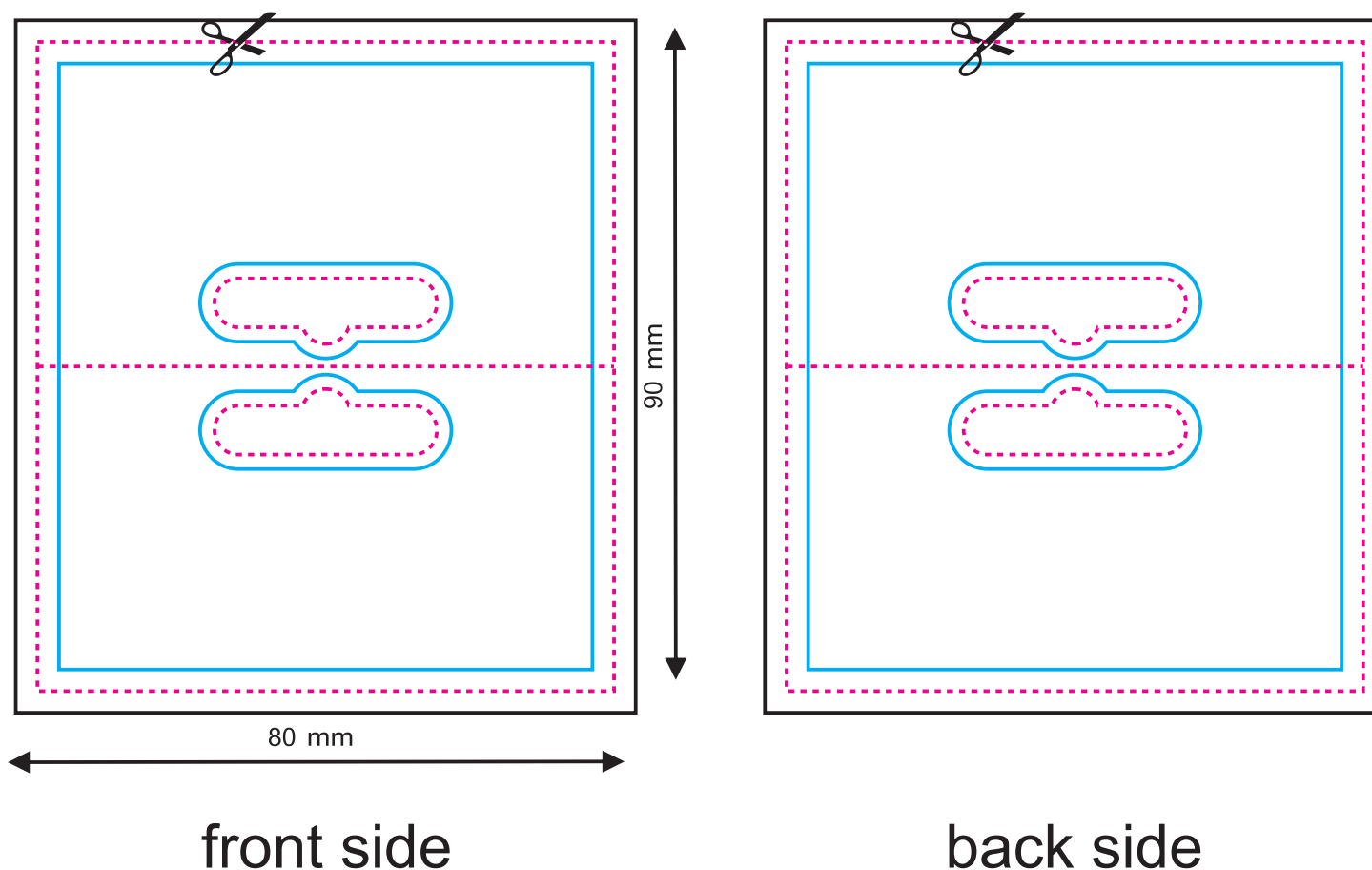


back side

The mould (freshener) shape. Your design will be cut along this line, including the hole for the string/hanger.
 The artwork including the bleed / outer margin. The artwork background must reach this line.
 The safe line / inner margin. All important letters and other elements which cannot be cut must be designed within this line.

NOTE:

This is a demonstrative visualization. Please check the artwork carefully for the content, colours and text.
 We do not responsibility for any mistakes after the design is accepted.
 The design may be shifted in relation to the shape up to +/- 1 mm.
 After the aromatic oil is applied the colours will slightly change.





The mould (freshener) shape. Your design will be cut along this line, including the hole for the string/hanger.
 The artwork including the bleed / outer margin. The artwork background must reach this line.
 The safe line / inner margin. All important letters and other elements which cannot be cut must be designed within this line.

NOTE:

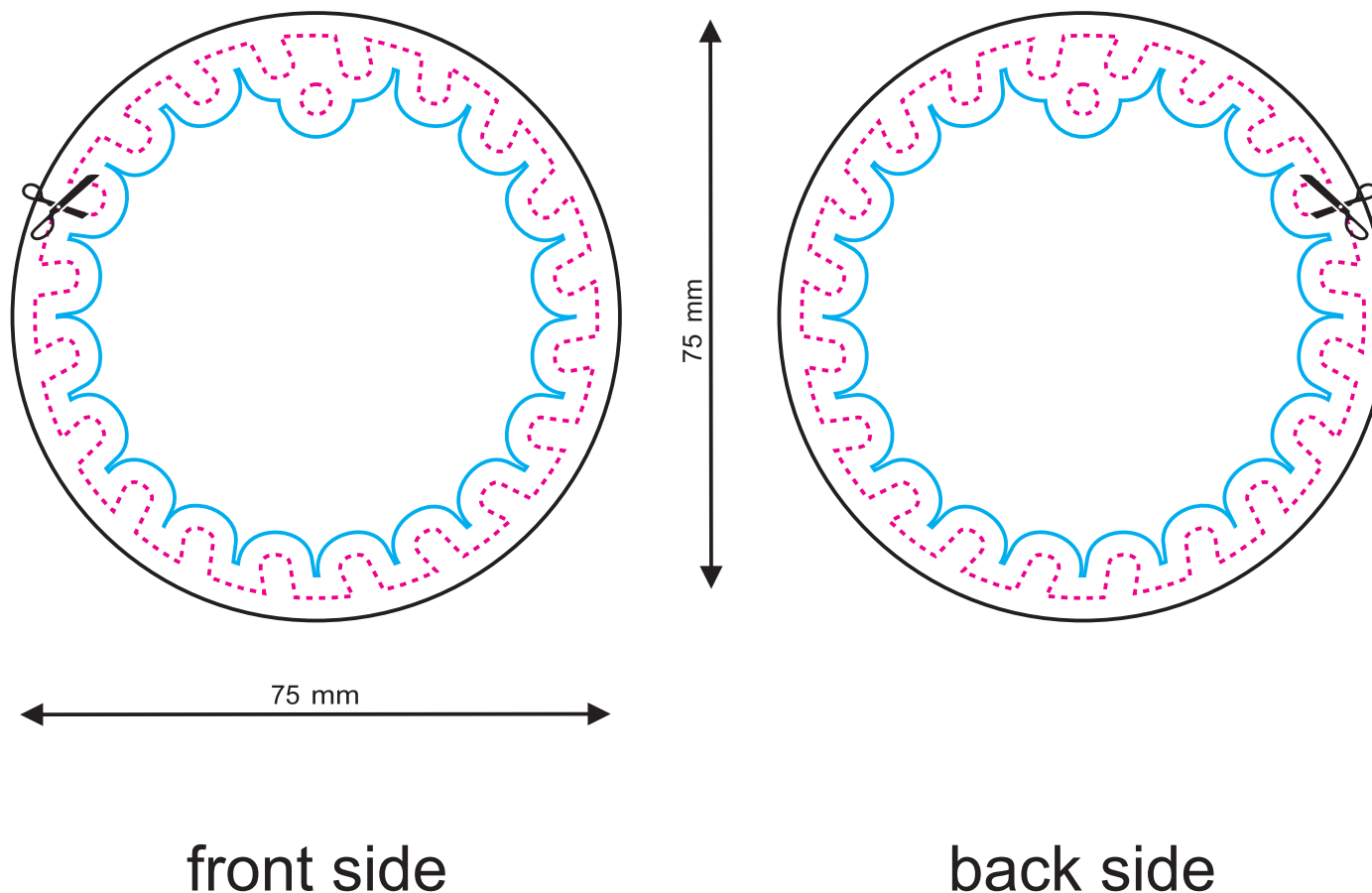


This is a demonstrative visualization. Please check the artwork carefully for the content, colours and text.

We do not responsibility for any mistakes after the design is accepted.

The design may be shifted in relation to the shape up to +/- 1 mm.

After the aromatic oil is applied the colours will slightly change.



367

The mould (freshener) shape. Your design will be cut along this line, including the hole for the string/hanger.

The artwork including the bleed / outer margin. The artwork background must reach this line.

The safe line / inner margin. All important letters and other elements which cannot be cut must be designed within this line.

NOTE:

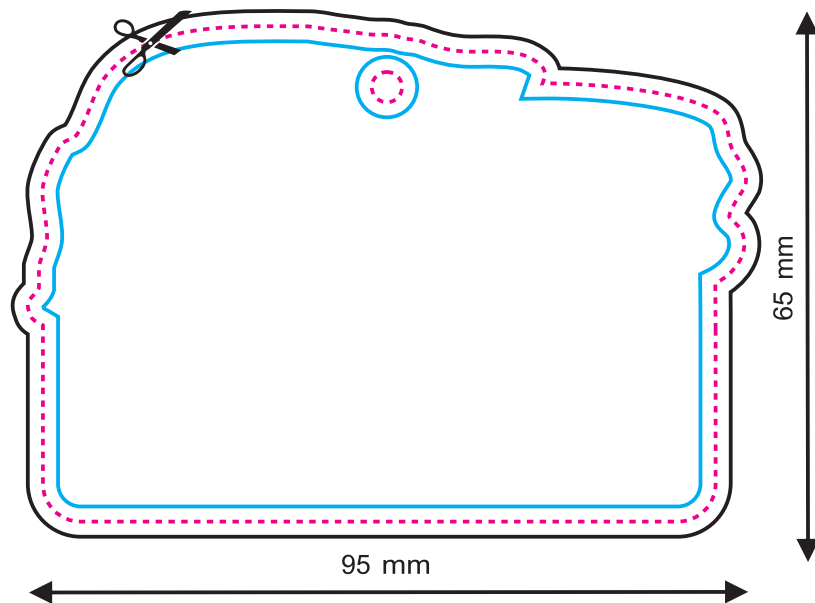
This is a demonstrative visualization. Please check the artwork carefully for the content, colours and text.

We do not responsibility for any mistakes after the design is accepted.


The design may be shifted in relation to the shape up to +/- 1 mm.

After the aromatic oil is applied the colours will slightly change.

KEY



front side



back side

Artwork
design

The mould (freshener) shape. Your design will be cut along this line, including the hole for the string/hanger.

The artwork including the bleed / outer margin. The artwork background must reach this line.

The safe line / inner margin. All important letters and other elements which cannot be cut must be designed within this line.

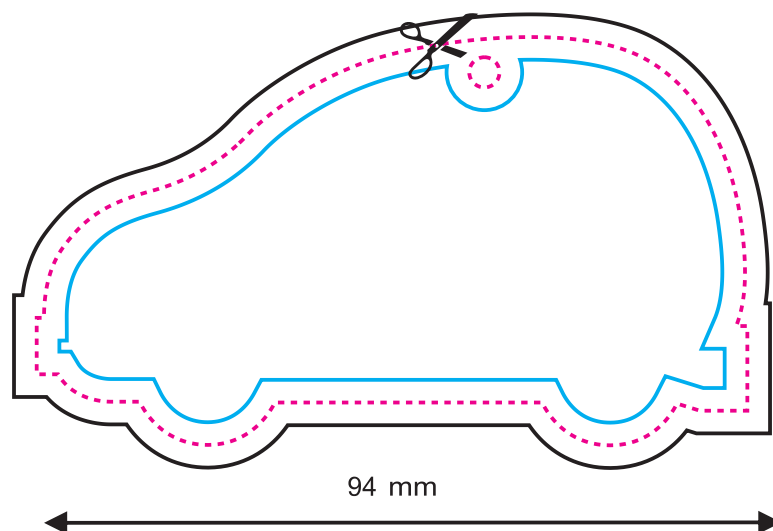
NOTE:

This is a demonstrative visualization. Please check the artwork carefully for the content, colours and text.

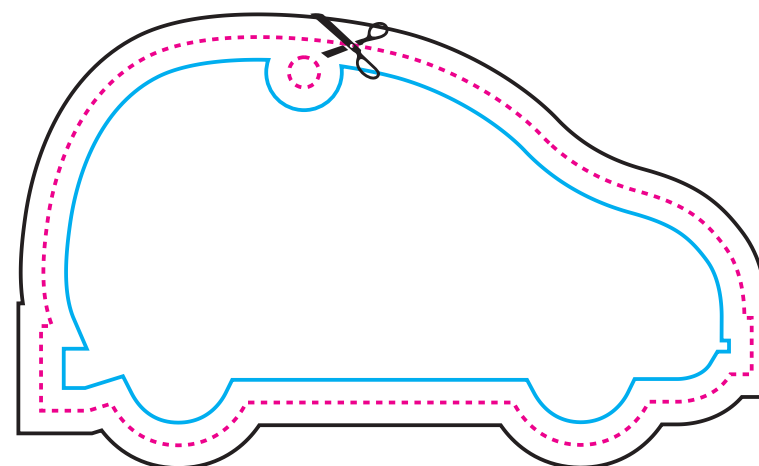
We do not responsibility for any mistakes after the design is accepted.

The design may be shifted in relation to the shape up to +/- 1 mm.

After the aromatic oil is applied the colours will slightly change.



front side



back side

369

The mould (freshener) shape. Your design will be cut along this line, including the hole for the string/hanger.

The artwork including the bleed / outer margin. The artwork background must reach this line.

The safe line / inner margin. All important letters and other elements which cannot be cut must be designed within this line.

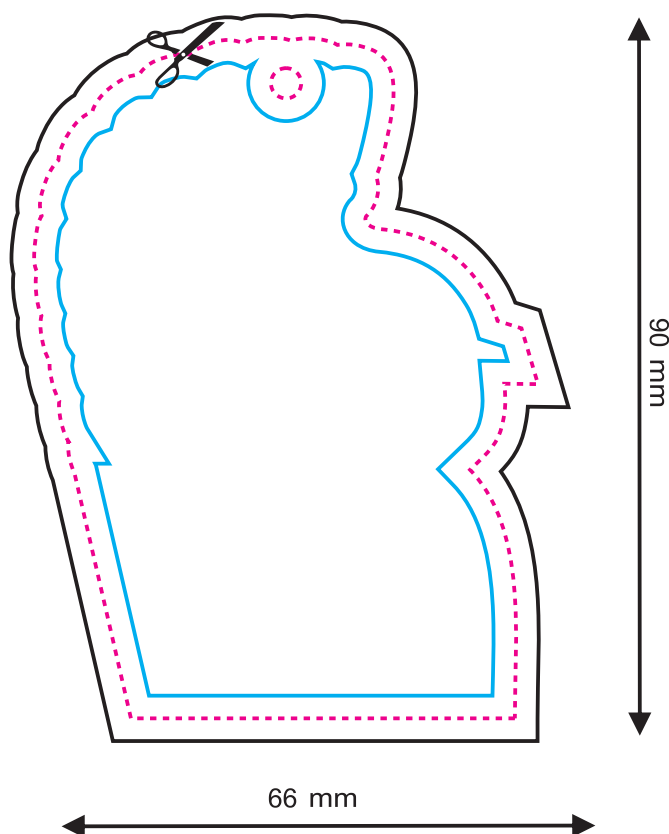
NOTE:

This is a demonstrative visualization. Please check the artwork carefully for the content, colours and text.

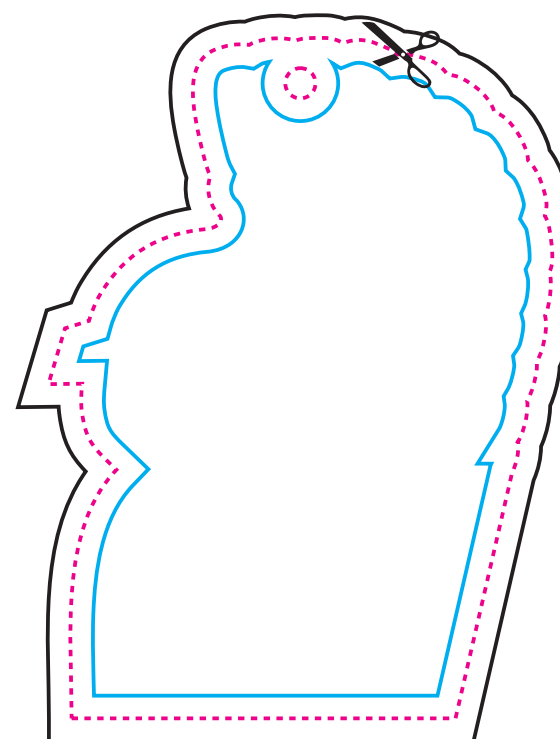
We do not responsibility for any mistakes after the design is accepted.

The design may be shifted in relation to the shape up to +/- 1 mm.

After the aromatic oil is applied the colours will slightly change.



front side



back side

Artwork
design

370

The mould (freshener) shape. Your design will be cut along this line, including the hole for the string/hanger.

The artwork including the bleed / outer margin. The artwork background must reach this line.

The safe line / inner margin. All important letters and other elements which cannot be cut must be designed within this line.

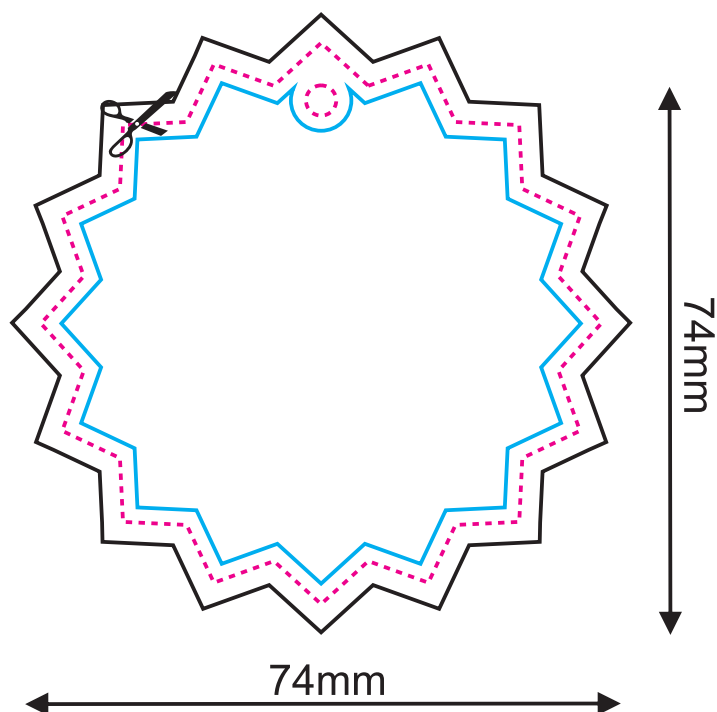
NOTE:

This is a demonstrative visualization. Please check the artwork carefully for the content, colours and text.

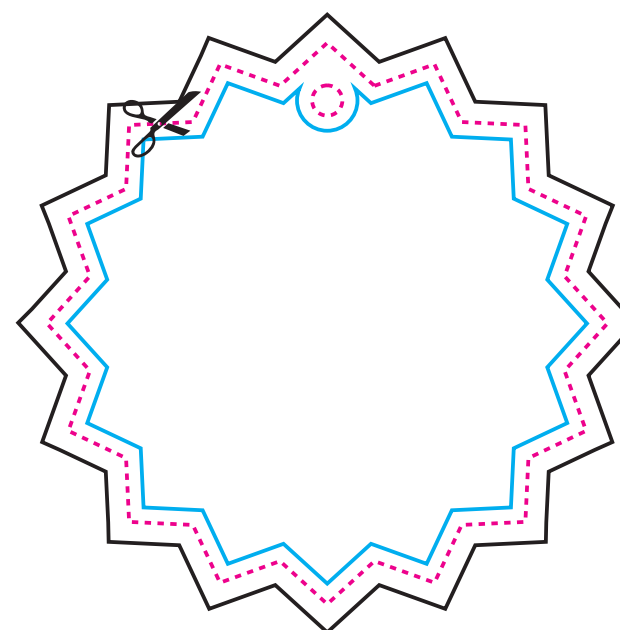
We do not responsibility for any mistakes after the design is accepted.

The design may be shifted in relation to the shape up to +/- 1 mm.

After the aromatic oil is applied the colours will slightly change.



front side



back side

Artwork
design

371

The mould (freshener) shape. Your design will be cut along this line, including the hole for the string/hanger.

The artwork including the bleed / outer margin. The artwork background must reach this line.

The safe line / inner margin. All important letters and other elements which cannot be cut must be designed within this line.

NOTE:

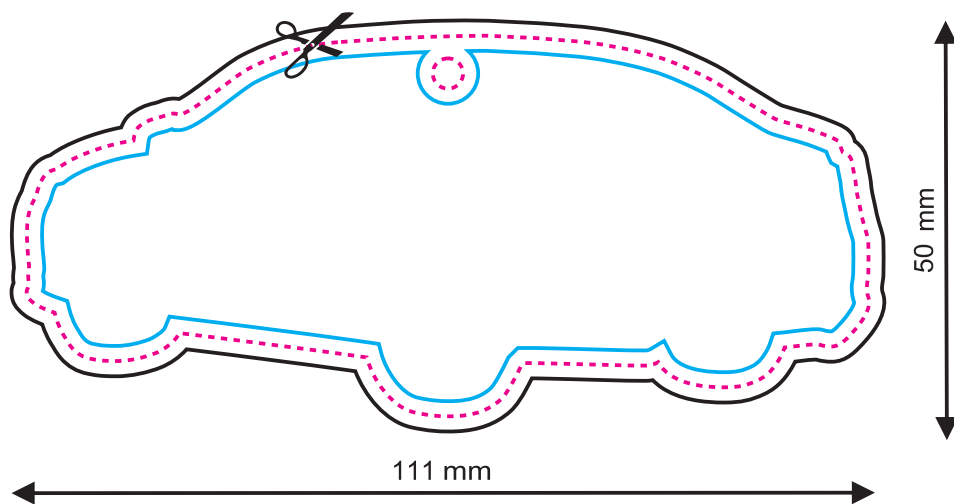
This is a demonstrative visualization. Please check the artwork carefully for the content, colours and text.

We do not responsibility for any mistakes after the design is accepted.

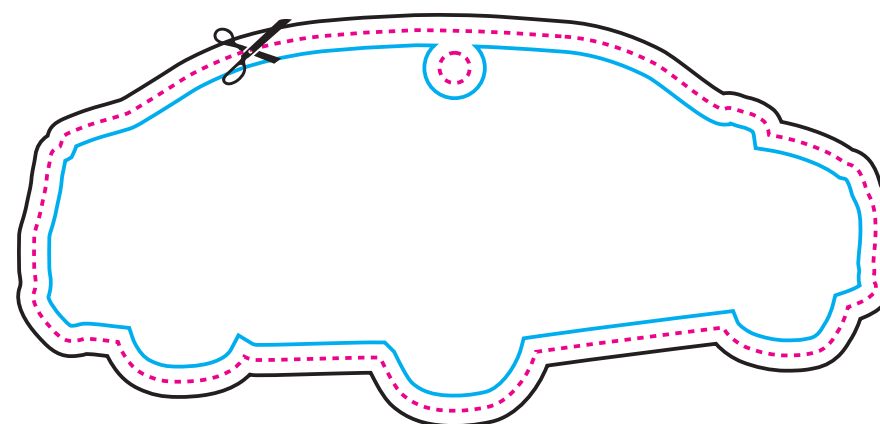
The design may be shifted in relation to the shape up to +/- 1 mm.

After the aromatic oil is applied the colours will slightly change.

KEY



front side



back side

Artwork
design

The mould (freshener) shape. Your design will be cut along this line, including the hole for the string/hanger.

The artwork including the bleed / outer margin. The artwork background must reach this line.

The safe line / inner margin. All important letters and other elements which cannot be cut must be designed within this line.

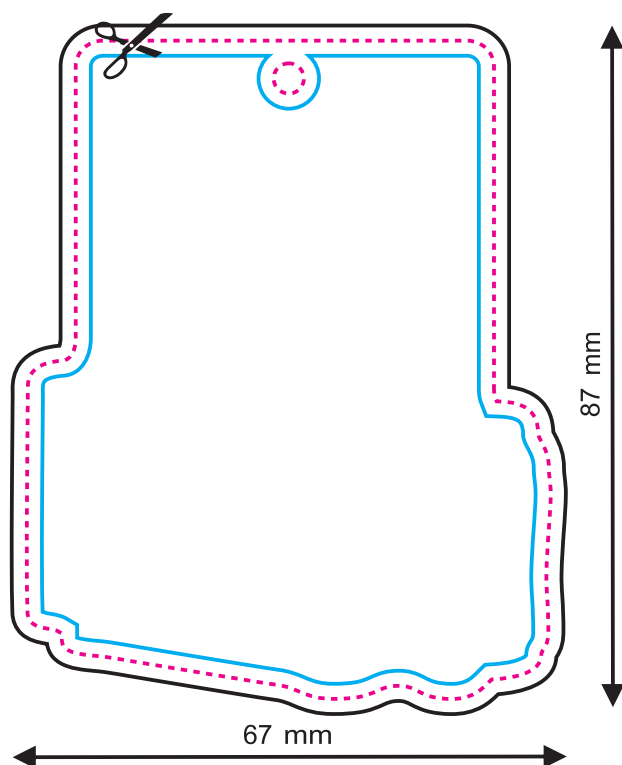
NOTE:

This is a demonstrative visualization. Please check the artwork carefully for the content, colours and text.

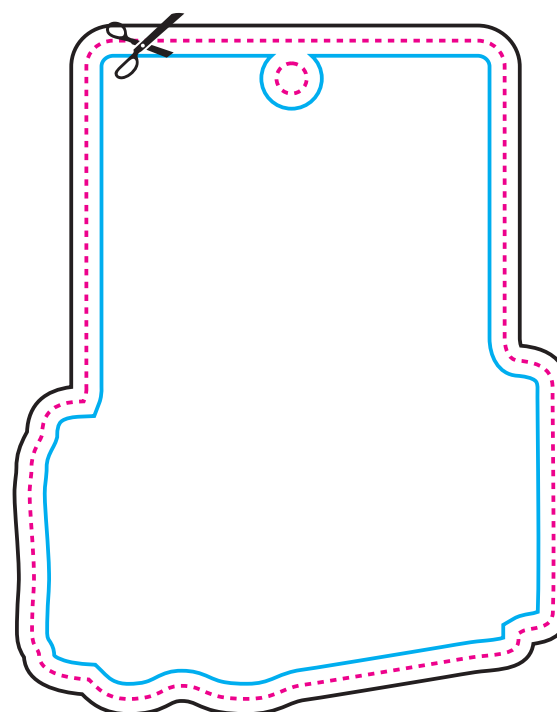
We do not responsibility for any mistakes after the design is accepted.

The design may be shifted in relation to the shape up to +/- 1 mm.

After the aromatic oil is applied the colours will slightly change.



front side



back side

373

The mould (freshener) shape. Your design will be cut along this line, including the hole for the string/hanger.

The artwork including the bleed / outer margin. The artwork background must reach this line.

The safe line / inner margin. All important letters and other elements which cannot be cut must be designed within this line.

NOTE:

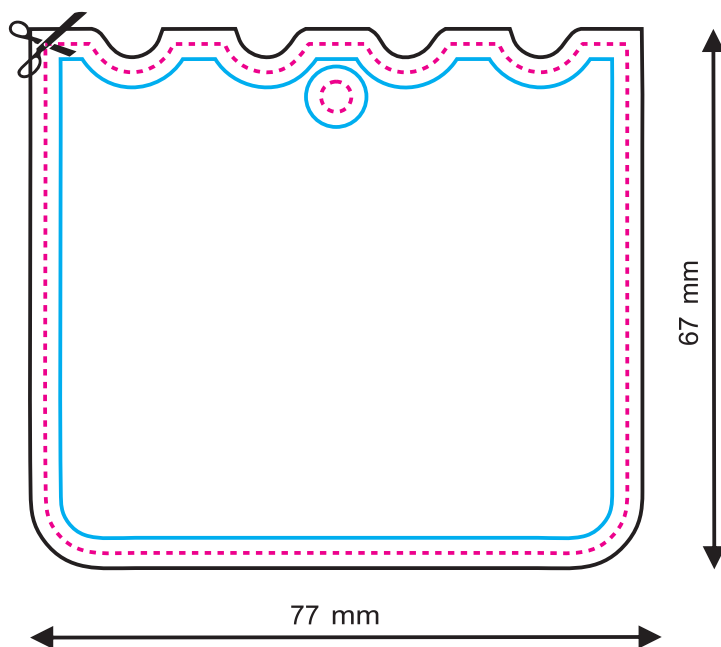
This is a demonstrative visualization. Please check the artwork carefully for the content, colours and text.

We do not responsibility for any mistakes after the design is accepted.

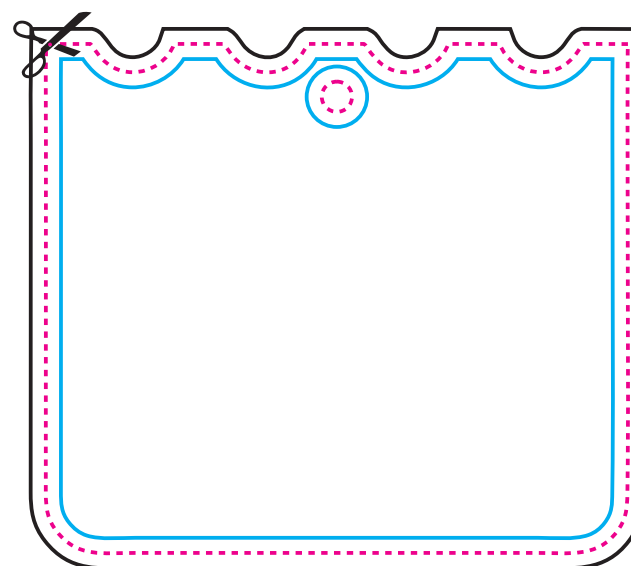
The design may be shifted in relation to the shape up to +/- 1 mm.

After the aromatic oil is applied the colours will slightly change.

KEY



front side



back side

Artwork
design

The mould (freshener) shape. Your design will be cut along this line, including the hole for the string/hanger.

The artwork including the bleed / outer margin. The artwork background must reach this line.

The safe line / inner margin. All important letters and other elements which cannot be cut must be designed within this line.

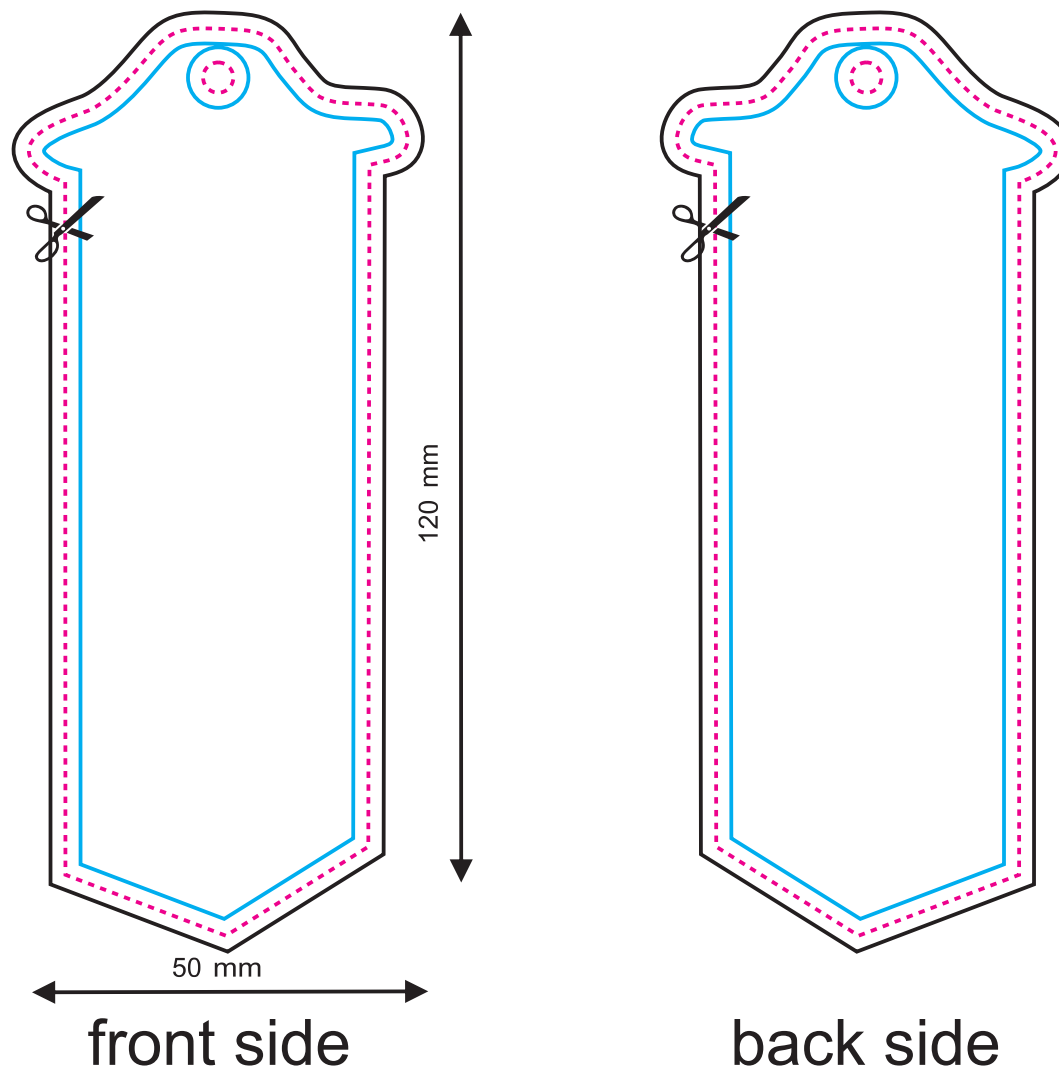
NOTE:

This is a demonstrative visualization. Please check the artwork carefully for the content, colours and text.

We do not responsibility for any mistakes after the design is accepted.

The design may be shifted in relation to the shape up to +/- 1 mm.

After the aromatic oil is applied the colours will slightly change.



375

The mould (freshener) shape. Your design will be cut along this line, including the hole for the string/hanger.

The artwork including the bleed / outer margin. The artwork background must reach this line.

The safe line / inner margin. All important letters and other elements which cannot be cut must be designed within this line.

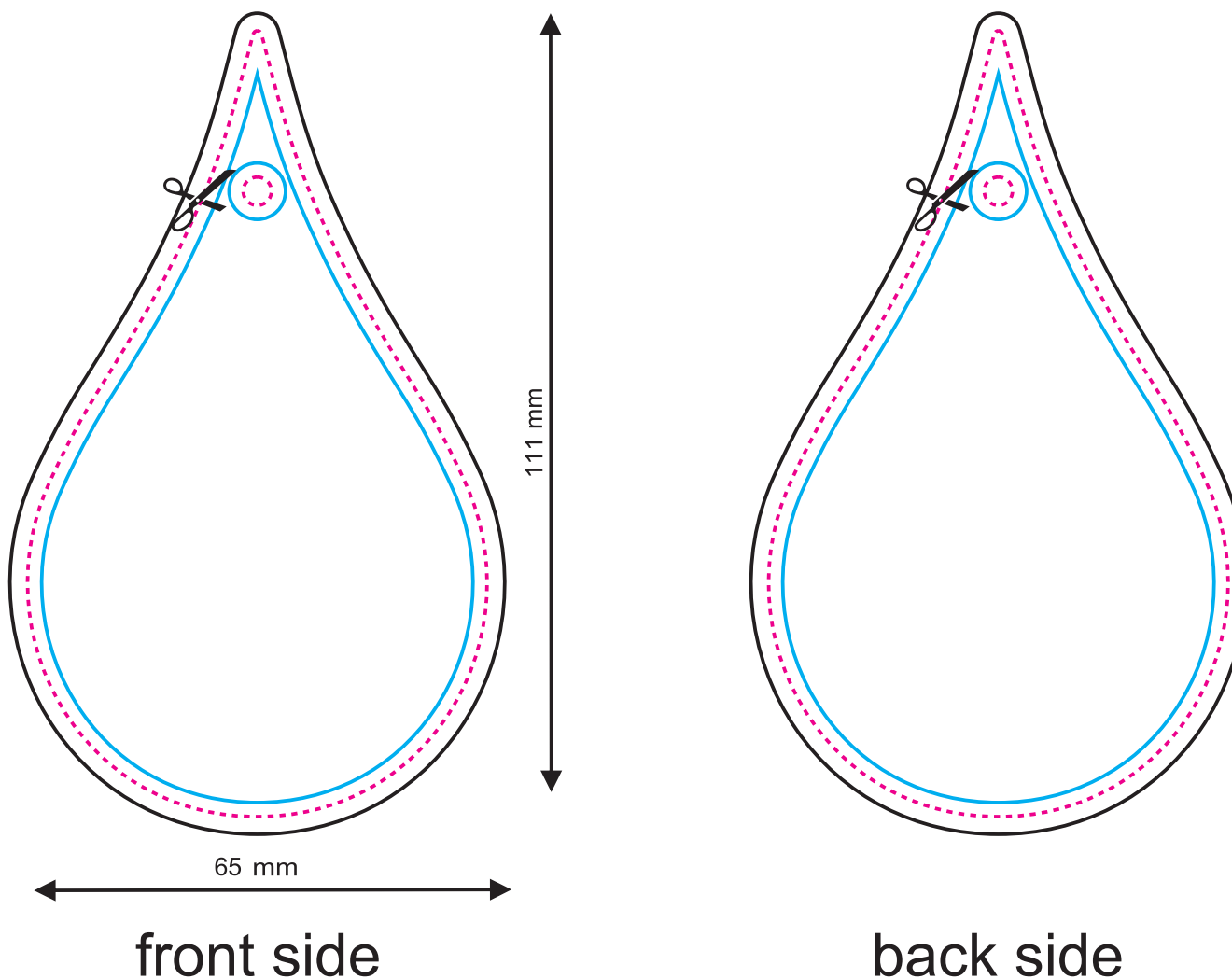
NOTE:

This is a demonstrative visualization. Please check the artwork carefully for the content, colours and text.

We do not responsibility for any mistakes after the design is accepted.

The design may be shifted in relation to the shape up to +/- 1 mm.

After the aromatic oil is applied the colours will slightly change.



Artwork
design

The mould (freshener) shape. Your design will be cut along this line, including the hole for the string/hanger.

The artwork including the bleed / outer margin. The artwork background must reach this line.

The safe line / inner margin. All important letters and other elements which cannot be cut must be designed within this line.

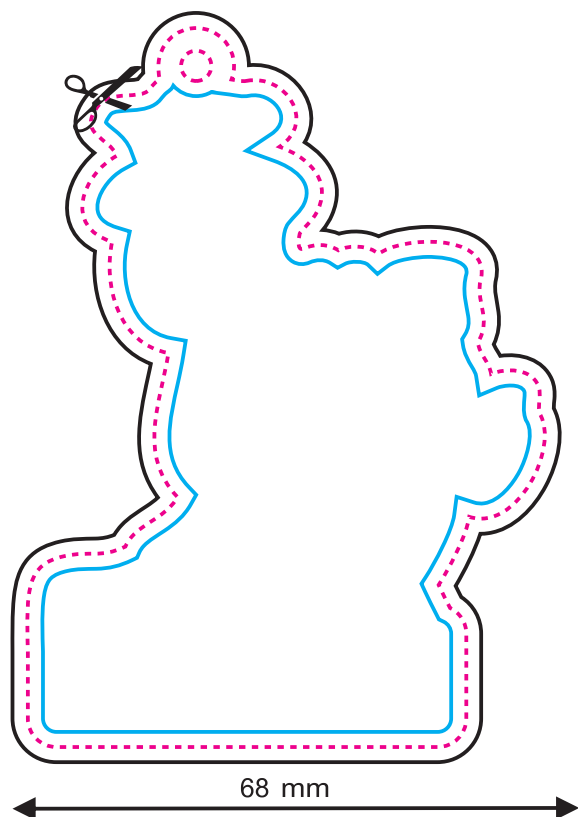
NOTE:

This is a demonstrative visualization. Please check the artwork carefully for the content, colours and text.

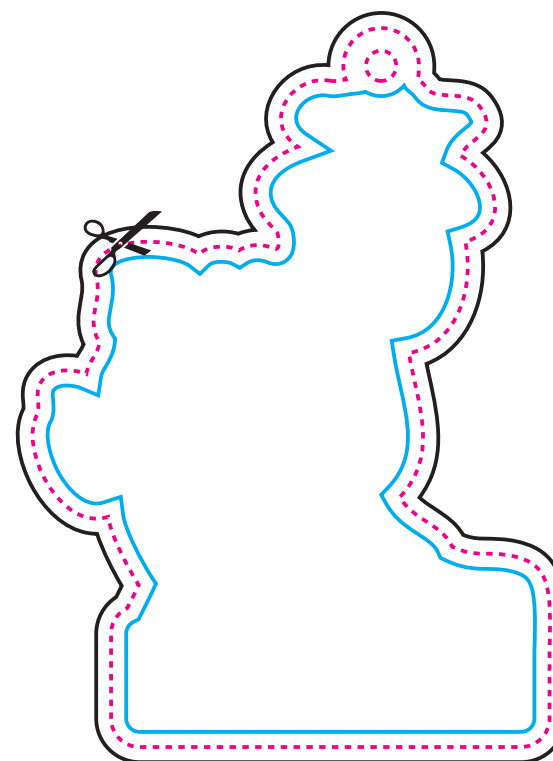
We do not responsibility for any mistakes after the design is accepted.

The design may be shifted in relation to the shape up to +/- 1 mm.

After the aromatic oil is applied the colours will slightly change.



front side



back side

The mould (freshener) shape. Your design will be cut along this line, including the hole for the string/hanger.

The artwork including the bleed / outer margin. The artwork background must reach this line.

The safe line / inner margin. All important letters and other elements which cannot be cut must be designed within this line.

NOTE:

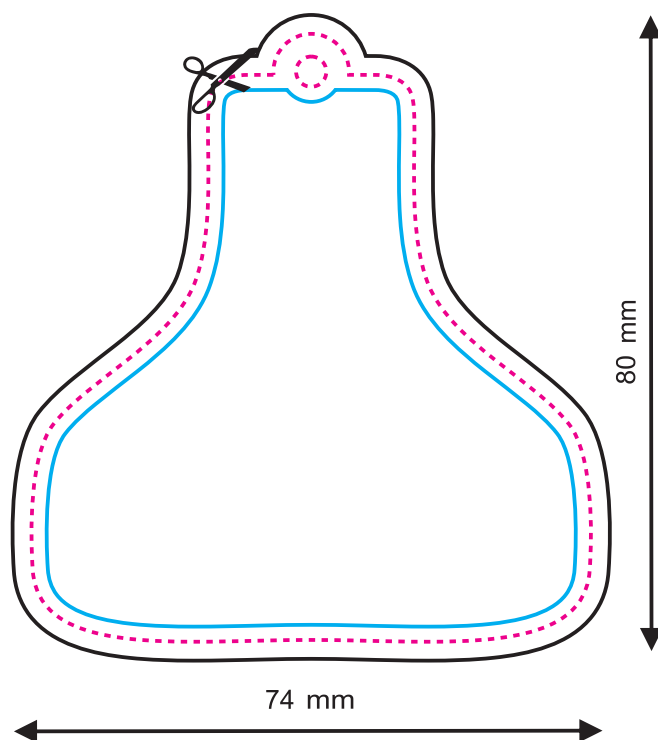
This is a demonstrative visualization. Please check the artwork carefully for the content, colours and text.

We do not responsibility for any mistakes after the design is accepted.

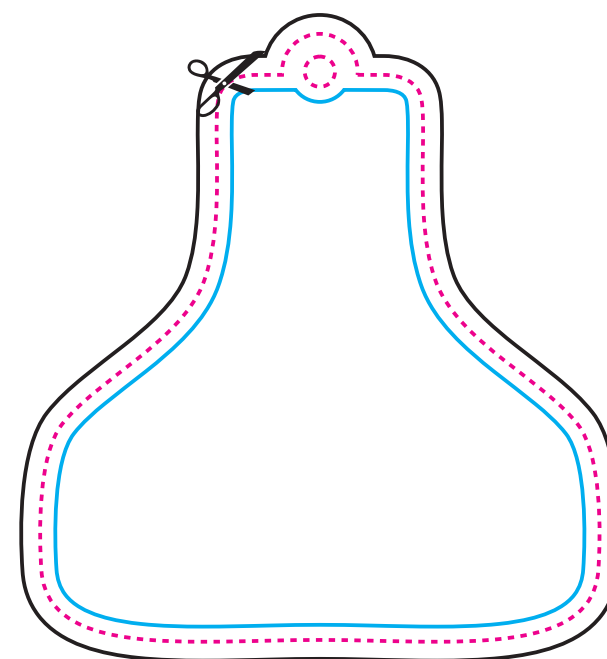
The design may be shifted in relation to the shape up to +/- 1 mm.

After the aromatic oil is applied the colours will slightly change.

KEY



front side



back side

The mould (freshener) shape. Your design will be cut along this line, including the hole for the string/hanger.

The artwork including the bleed / outer margin. The artwork background must reach this line.

The safe line / inner margin. All important letters and other elements which cannot be cut must be designed within this line.

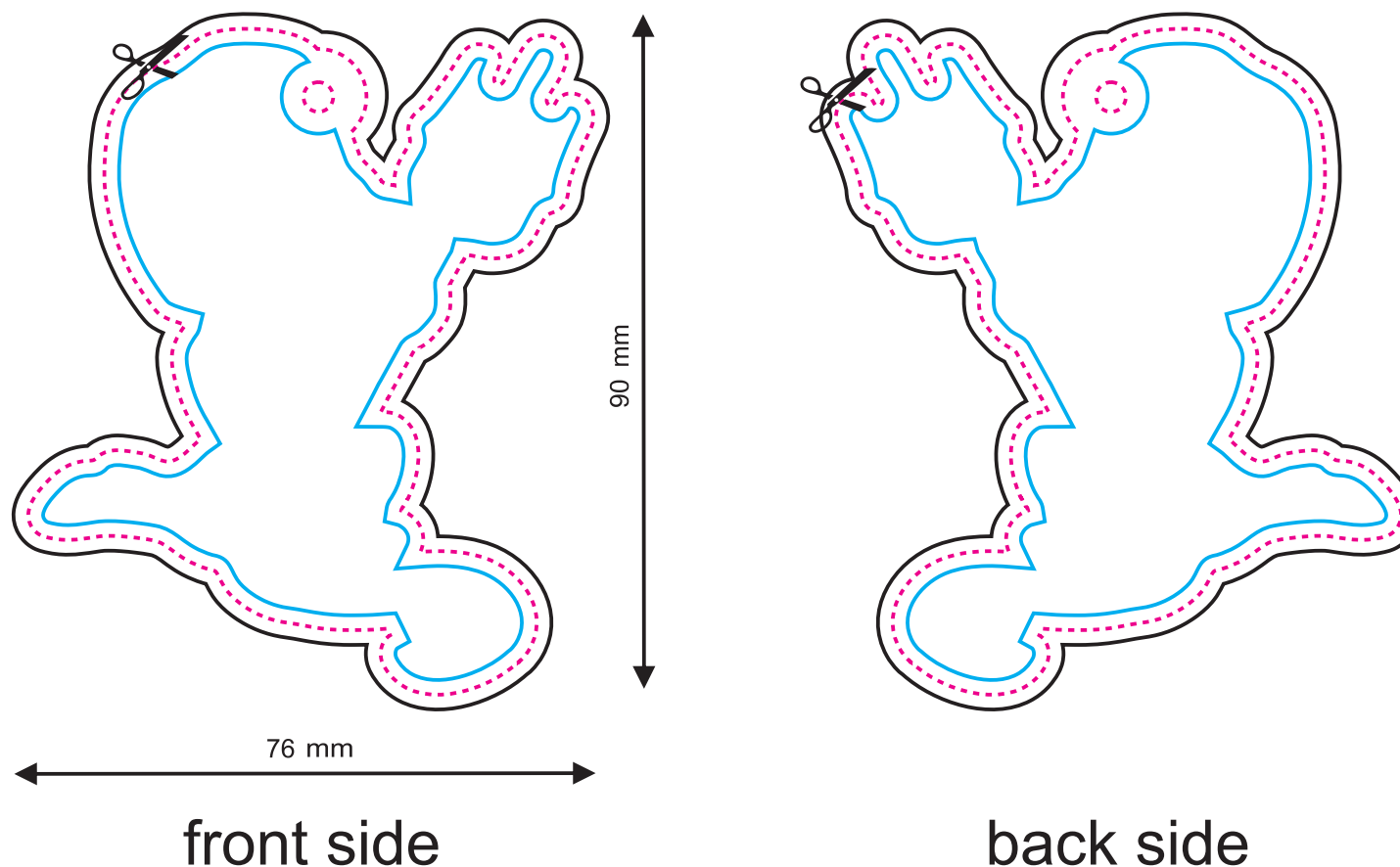
NOTE:

This is a demonstrative visualization. Please check the artwork carefully for the content, colours and text.

We do not responsibility for any mistakes after the design is accepted.

The design may be shifted in relation to the shape up to +/- 1 mm.

After the aromatic oil is applied the colours will slightly change.



The mould (freshener) shape. Your design will be cut along this line, including the hole for the string/hanger.

The artwork including the bleed / outer margin. The artwork background must reach this line.

The safe line / inner margin. All important letters and other elements which cannot be cut must be designed within this line.

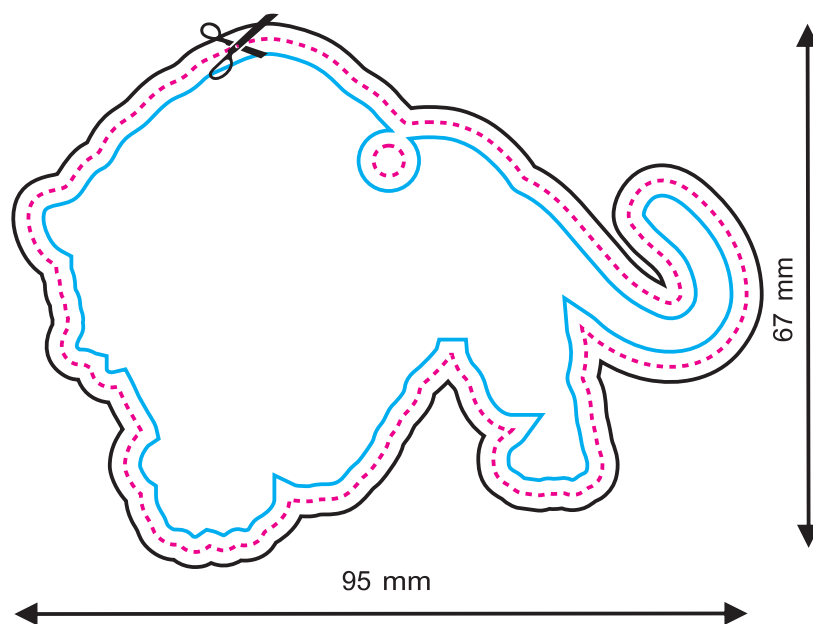
NOTE:

This is a demonstrative visualization. Please check the artwork carefully for the content, colours and text.

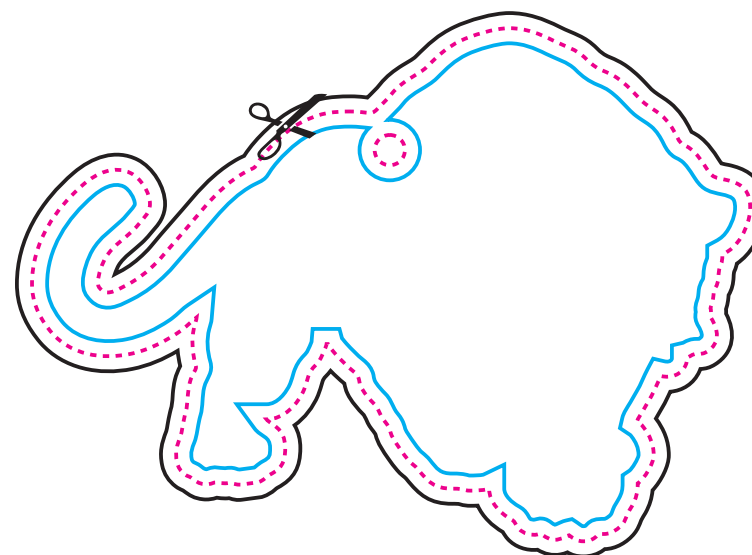
We do not responsibility for any mistakes after the design is accepted.

The design may be shifted in relation to the shape up to +/- 1 mm.

After the aromatic oil is applied the colours will slightly change.



front side



back side

380

The mould (freshener) shape. Your design will be cut along this line, including the hole for the string/hanger.

The artwork including the bleed / outer margin. The artwork background must reach this line.

The safe line / inner margin. All important letters and other elements which cannot be cut must be designed within this line.

NOTE:

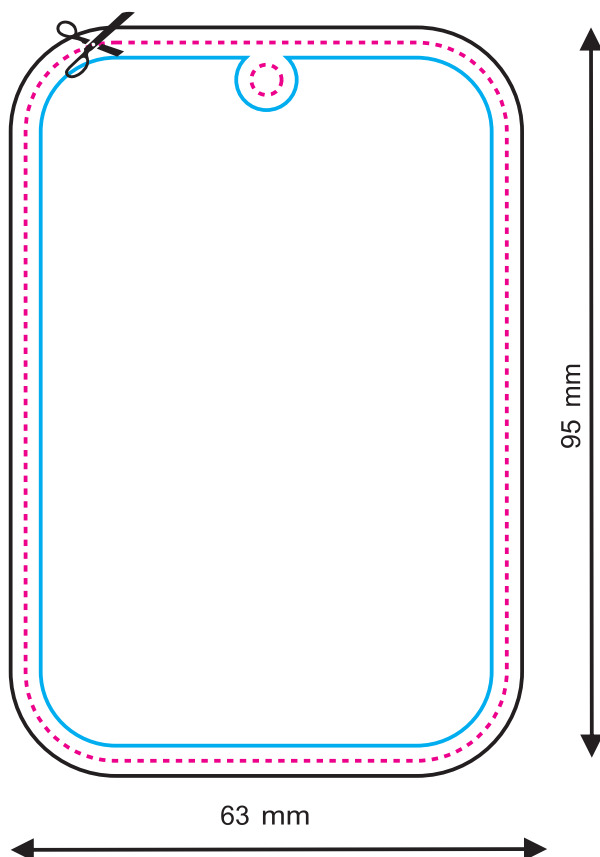
This is a demonstrative visualization. Please check the artwork carefully for the content, colours and text.

We do not responsibility for any mistakes after the design is accepted.


The design may be shifted in relation to the shape up to +/- 1 mm.

After the aromatic oil is applied the colours will slightly change.

KEY



front side



back side

Artwork
design

381

The mould (freshener) shape. Your design will be cut along this line, including the hole for the string/hanger.

The artwork including the bleed / outer margin. The artwork background must reach this line.

The safe line / inner margin. All important letters and other elements which cannot be cut must be designed within this line.

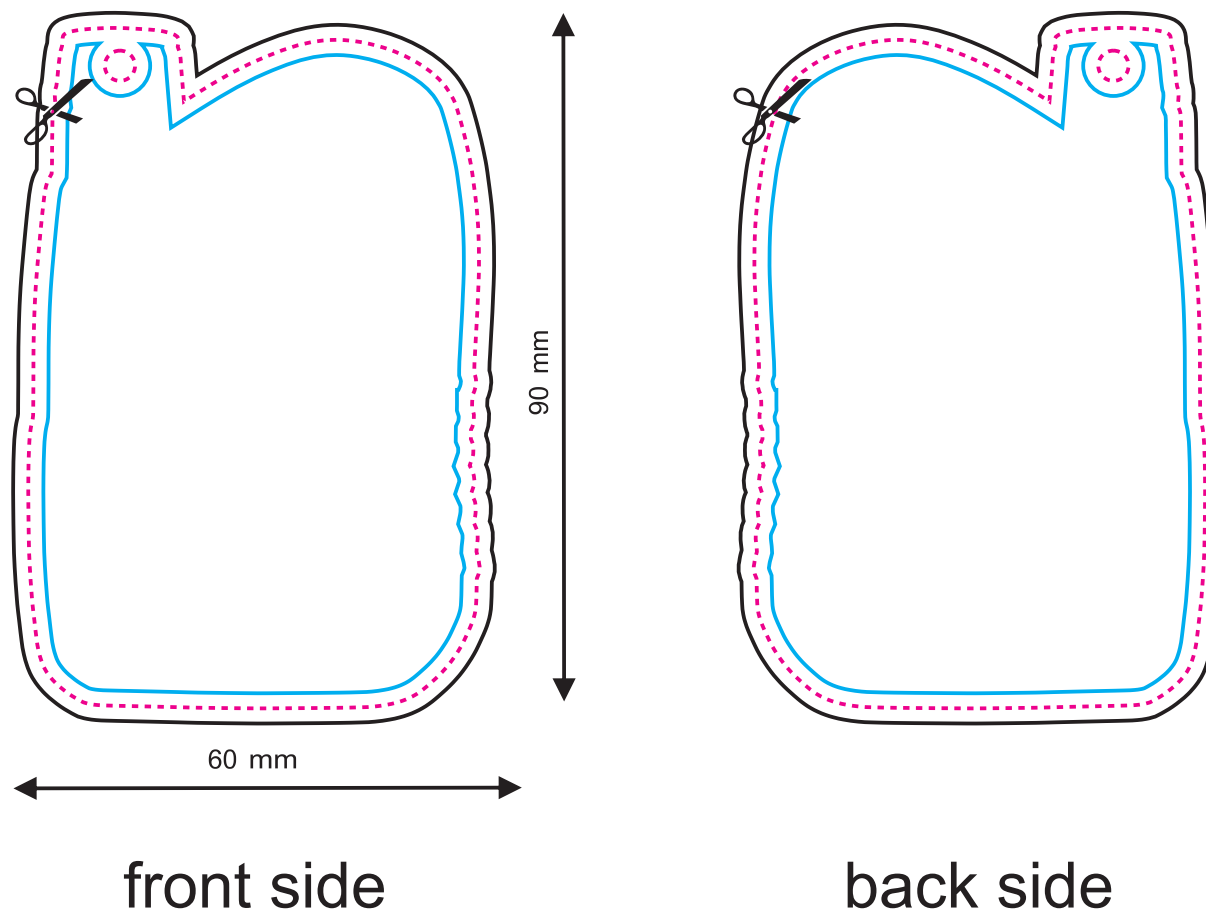
NOTE:

This is a demonstrative visualization. Please check the artwork carefully for the content, colours and text.

We do not responsibility for any mistakes after the design is accepted.

The design may be shifted in relation to the shape up to +/- 1 mm.

After the aromatic oil is applied the colours will slightly change.



Artwork
design

382

The mould (freshener) shape. Your design will be cut along this line, including the hole for the string/hanger.

The artwork including the bleed / outer margin. The artwork background must reach this line.

The safe line / inner margin. All important letters and other elements which cannot be cut must be designed within this line.

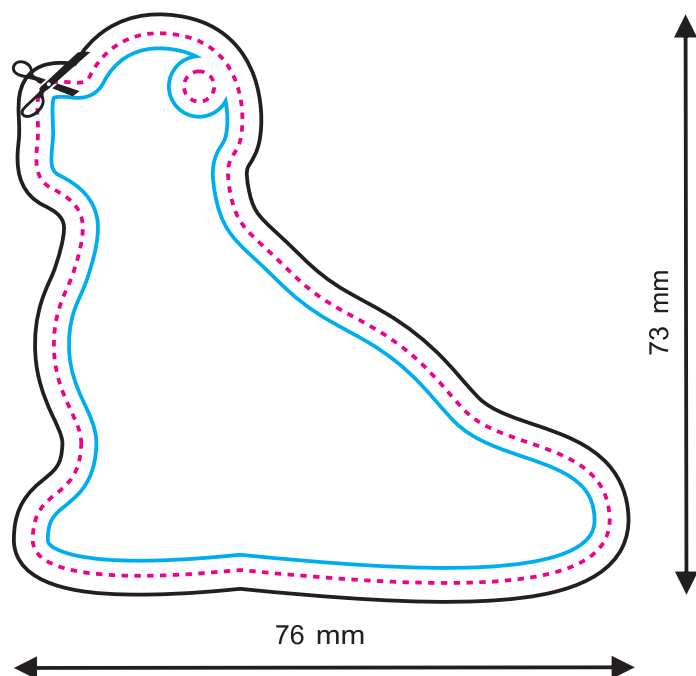
NOTE:

This is a demonstrative visualization. Please check the artwork carefully for the content, colours and text.

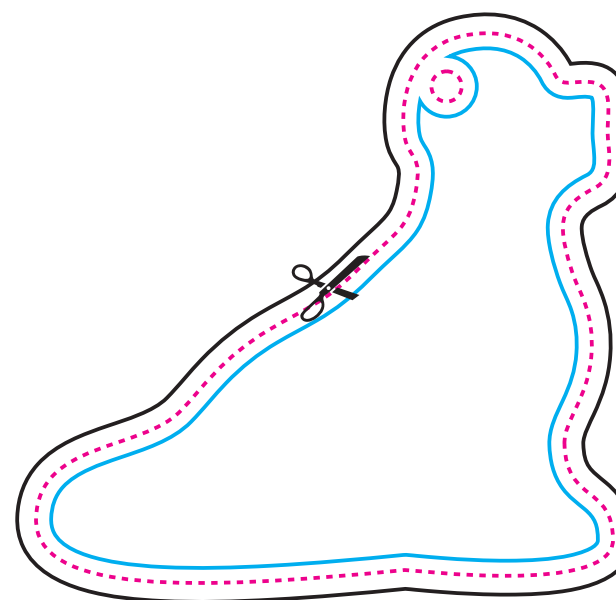
We do not responsibility for any mistakes after the design is accepted.

The design may be shifted in relation to the shape up to +/- 1 mm.

After the aromatic oil is applied the colours will slightly change.



front side



back side

Artwork
design

383

The mould (freshener) shape. Your design will be cut along this line, including the hole for the string/hanger.

The artwork including the bleed / outer margin. The artwork background must reach this line.

The safe line / inner margin. All important letters and other elements which cannot be cut must be designed within this line.

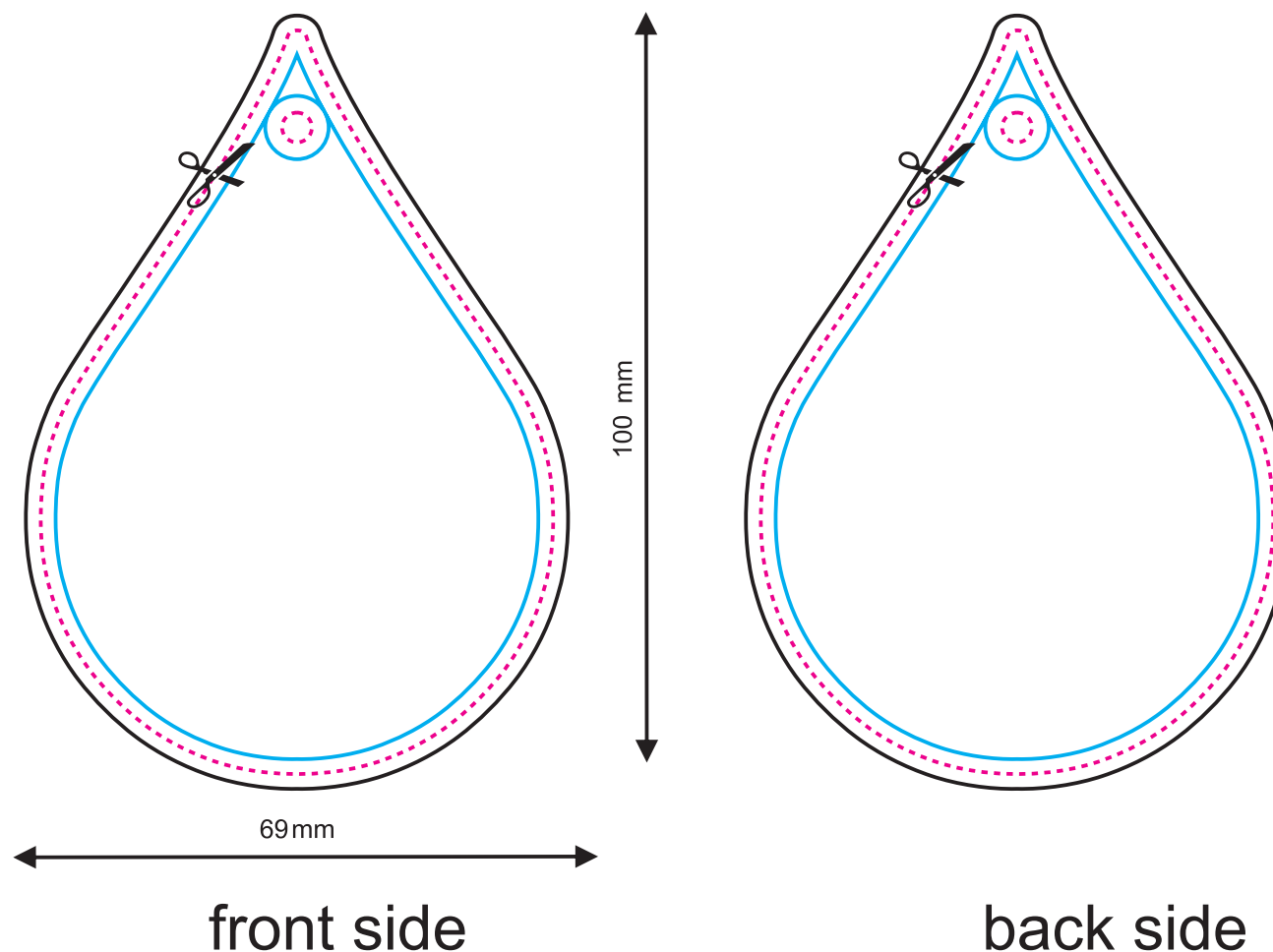
NOTE:

This is a demonstrative visualization. Please check the artwork carefully for the content, colours and text.

We do not responsibility for any mistakes after the design is accepted.

The design may be shifted in relation to the shape up to +/- 1 mm.

After the aromatic oil is applied the colours will slightly change.



Artwork
design

The mould (freshener) shape. Your design will be cut along this line, including the hole for the string/hanger.

The artwork including the bleed / outer margin. The artwork background must reach this line.

The safe line / inner margin. All important letters and other elements which cannot be cut must be designed within this line.

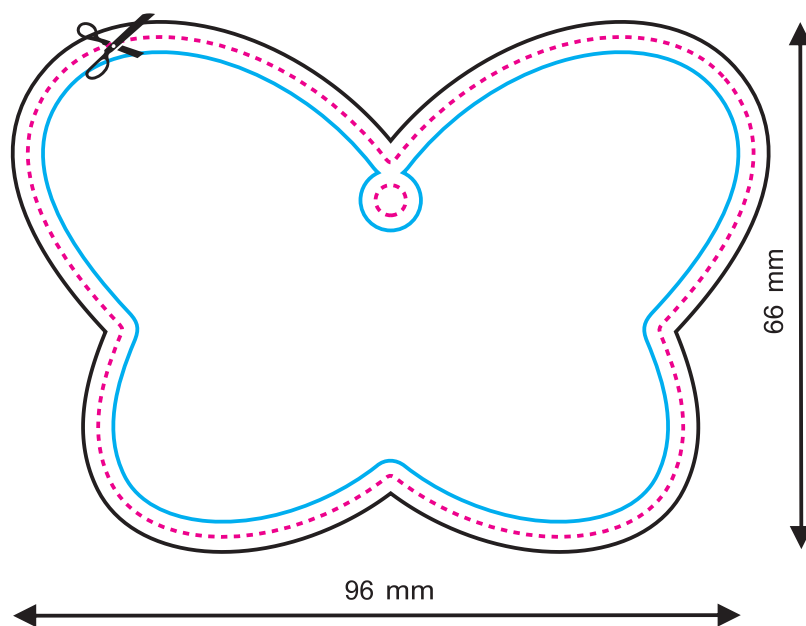
NOTE:

This is a demonstrative visualization. Please check the artwork carefully for the content, colours and text.

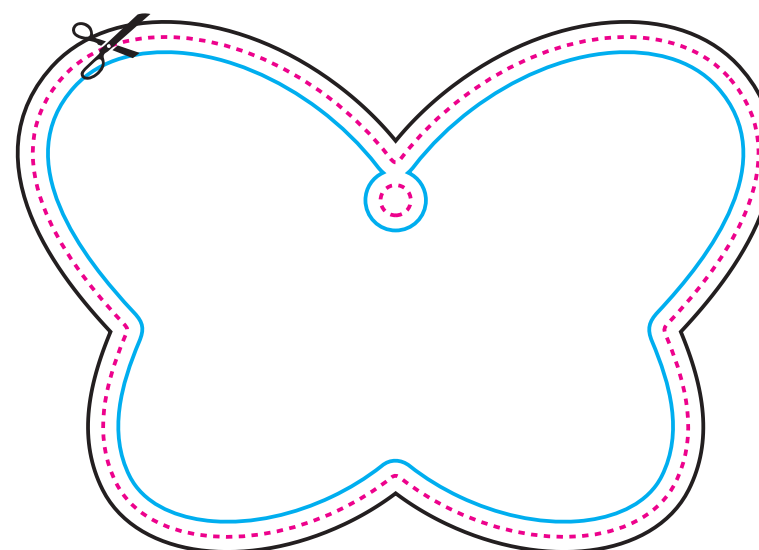
We do not responsibility for any mistakes after the design is accepted.

The design may be shifted in relation to the shape up to +/- 1 mm.

After the aromatic oil is applied the colours will slightly change.



front side



back side

385

The mould (freshener) shape. Your design will be cut along this line, including the hole for the string/hanger.

The artwork including the bleed / outer margin. The artwork background must reach this line.

The safe line / inner margin. All important letters and other elements which cannot be cut must be designed within this line.

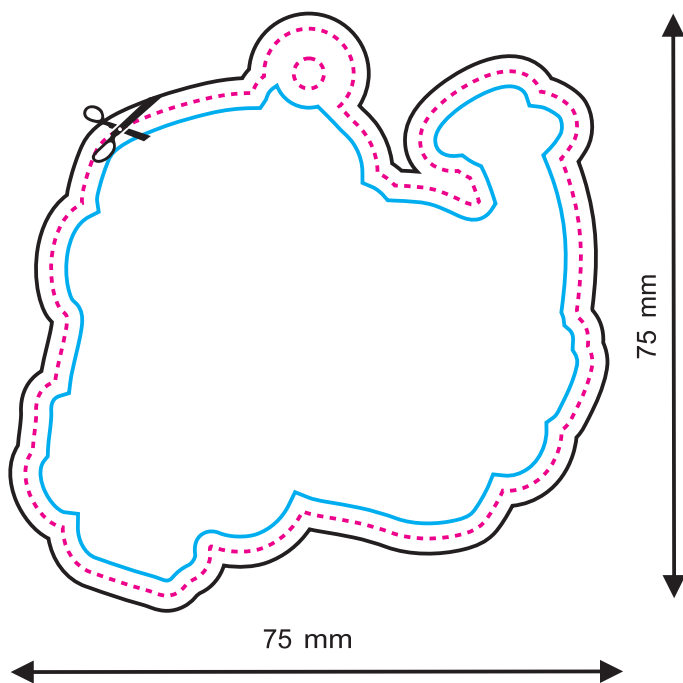
NOTE:

This is a demonstrative visualization. Please check the artwork carefully for the content, colours and text.

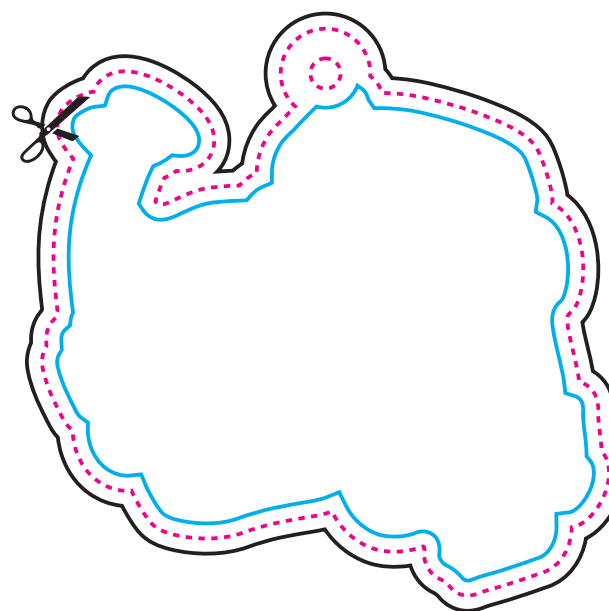
We do not responsibility for any mistakes after the design is accepted.

The design may be shifted in relation to the shape up to +/- 1 mm.

After the aromatic oil is applied the colours will slightly change.



front side



back side

Artwork
design

386

The mould (freshener) shape. Your design will be cut along this line, including the hole for the string/hanger.

The artwork including the bleed / outer margin. The artwork background must reach this line.

The safe line / inner margin. All important letters and other elements which cannot be cut must be designed within this line.

NOTE:

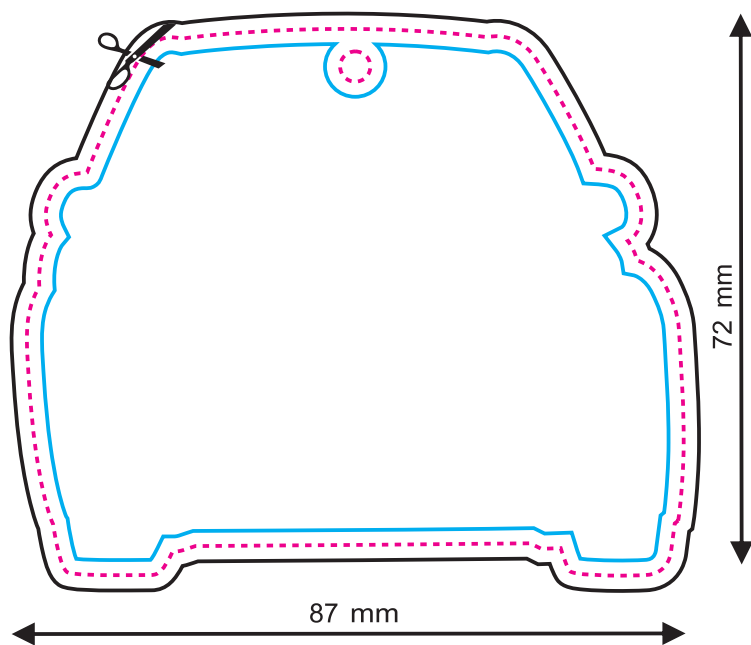
This is a demonstrative visualization. Please check the artwork carefully for the content, colours and text.

We do not responsibility for any mistakes after the design is accepted.


The design may be shifted in relation to the shape up to +/- 1 mm.

After the aromatic oil is applied the colours will slightly change.

KEY



front side



back side

Artwork
design

387

The mould (freshener) shape. Your design will be cut along this line, including the hole for the string/hanger.

The artwork including the bleed / outer margin. The artwork background must reach this line.

The safe line / inner margin. All important letters and other elements which cannot be cut must be designed within this line.

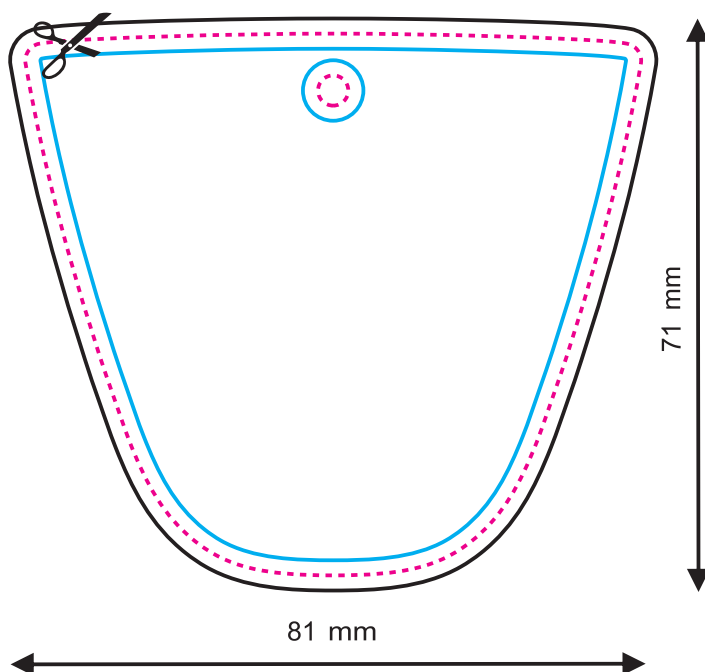
NOTE:

This is a demonstrative visualization. Please check the artwork carefully for the content, colours and text.

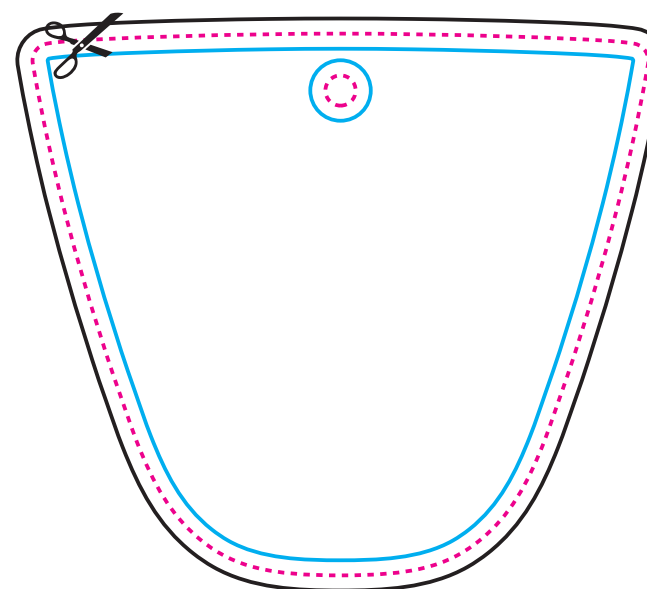
We do not responsibility for any mistakes after the design is accepted.

The design may be shifted in relation to the shape up to +/- 1 mm.

After the aromatic oil is applied the colours will slightly change.



front side



back side

Artwork
design

388

The mould (freshener) shape. Your design will be cut along this line, including the hole for the string/hanger.

The artwork including the bleed / outer margin. The artwork background must reach this line.

The safe line / inner margin. All important letters and other elements which cannot be cut must be designed within this line.

NOTE:

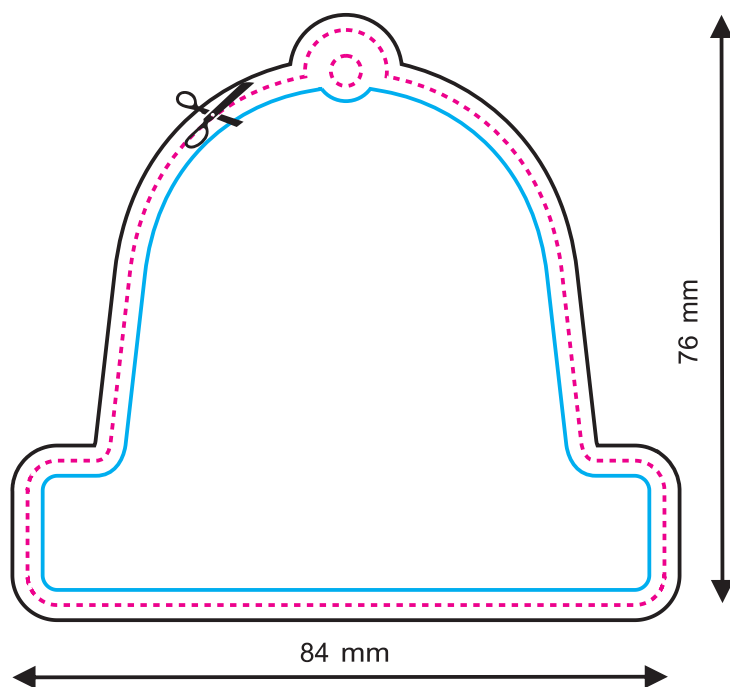
This is a demonstrative visualization. Please check the artwork carefully for the content, colours and text.

We do not responsibility for any mistakes after the design is accepted.

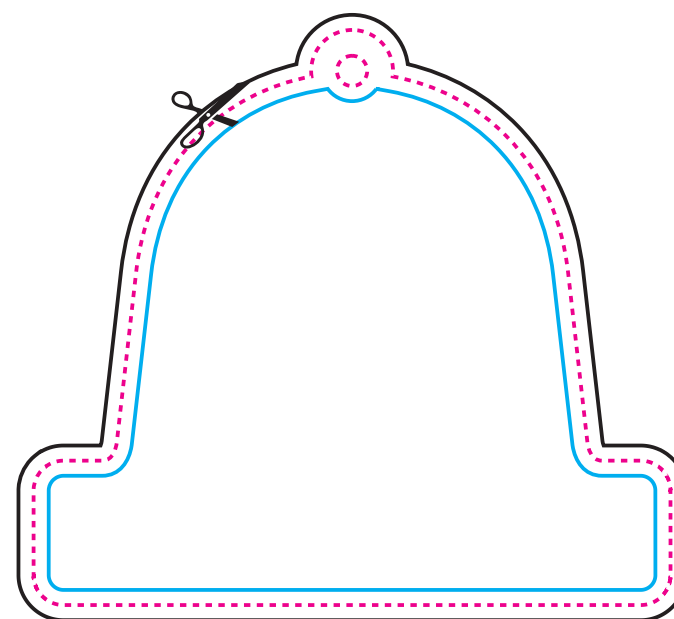
The design may be shifted in relation to the shape up to +/- 1 mm.

After the aromatic oil is applied the colours will slightly change.

KEY



front side



back side

Artwork
design

389

The mould (freshener) shape. Your design will be cut along this line, including the hole for the string/hanger.

The artwork including the bleed / outer margin. The artwork background must reach this line.

The safe line / inner margin. All important letters and other elements which cannot be cut must be designed within this line.

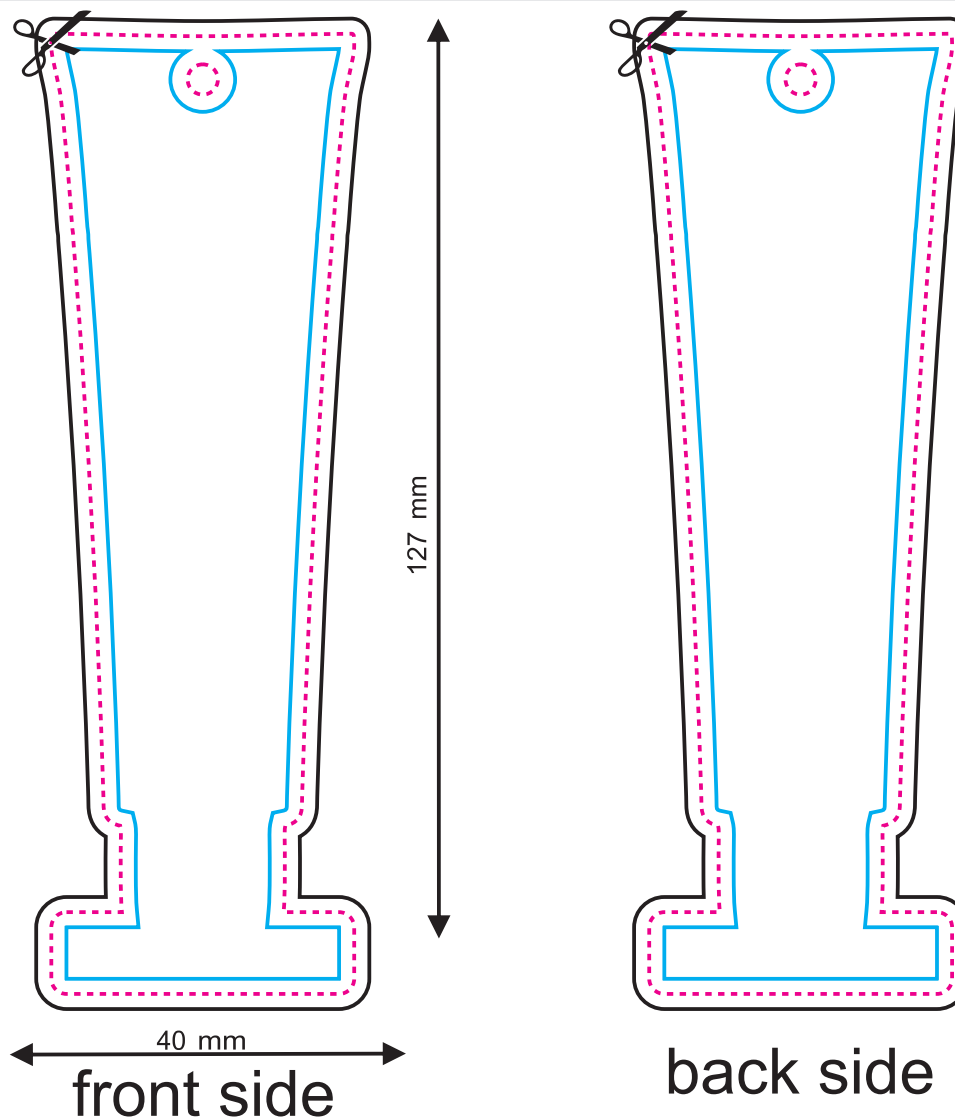
NOTE:

This is a demonstrative visualization. Please check the artwork carefully for the content, colours and text.

We do not responsibility for any mistakes after the design is accepted.

The design may be shifted in relation to the shape up to +/- 1 mm.

After the aromatic oil is applied the colours will slightly change.



Artwork
design

390

The mould (freshener) shape. Your design will be cut along this line, including the hole for the string/hanger.

The artwork including the bleed / outer margin. The artwork background must reach this line.

The safe line / inner margin. All important letters and other elements which cannot be cut must be designed within this line.

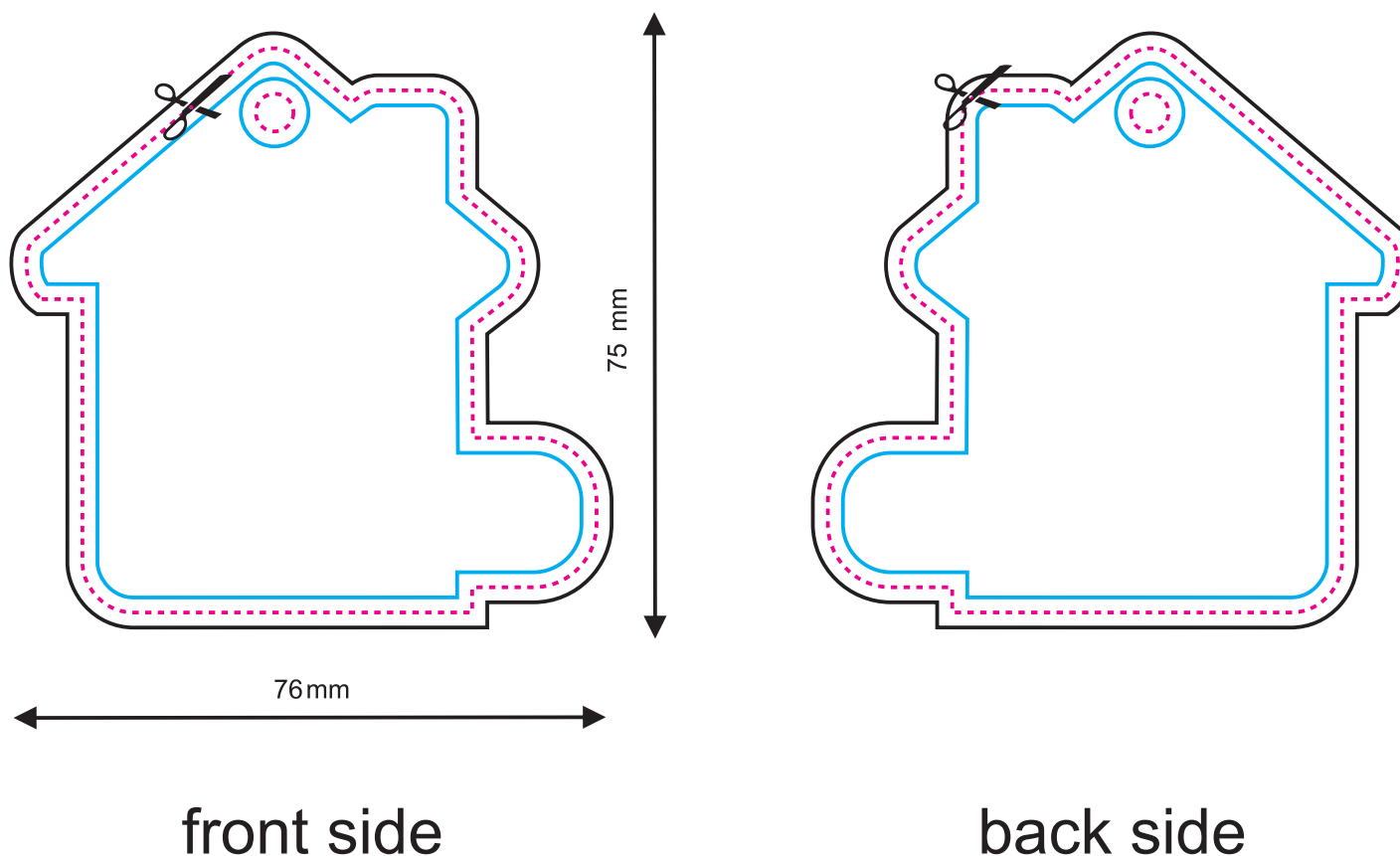
NOTE:

This is a demonstrative visualization. Please check the artwork carefully for the content, colours and text.

We do not responsibility for any mistakes after the design is accepted.

The design may be shifted in relation to the shape up to +/- 1 mm.

After the aromatic oil is applied the colours will slightly change.



Artwork
design



392

The mould (freshener) shape. Your design will be cut along this line, including the hole for the string/hanger.

The artwork including the bleed / outer margin. The artwork background must reach this line.

The safe line / inner margin. All important letters and other elements which cannot be cut must be designed within this line.

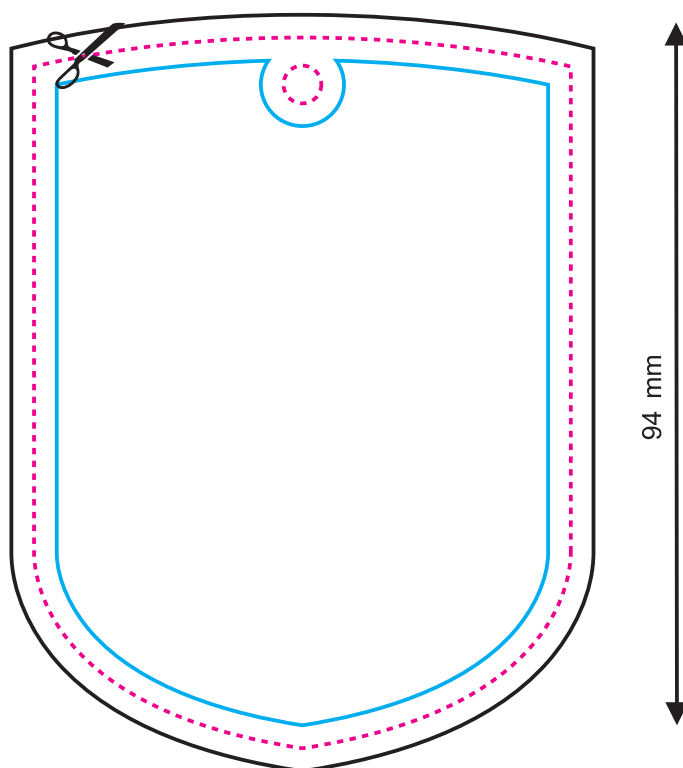
NOTE:

This is a demonstrative visualization. Please check the artwork carefully for the content, colours and text.

We do not responsibility for any mistakes after the design is accepted.

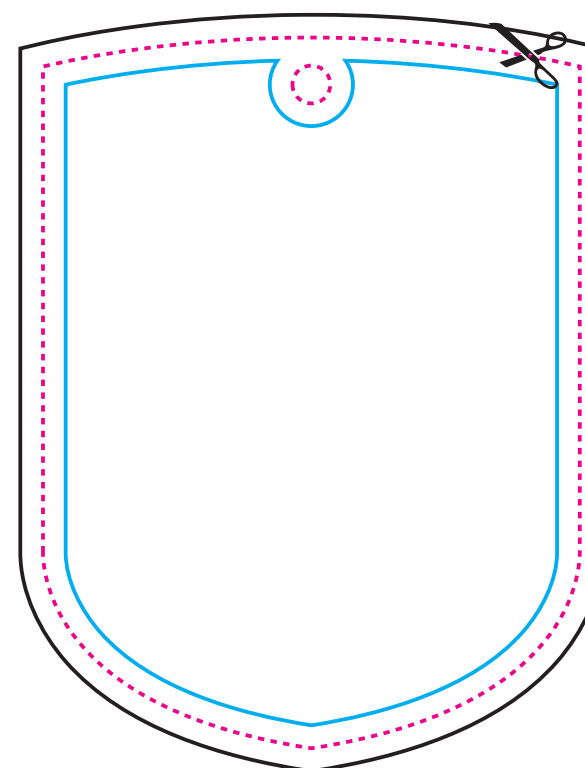
The design may be shifted in relation to the shape up to +/- 1 mm.

After the aromatic oil is applied the colours will slightly change.



71 mm

front side



back side

Artwork
design

393

The mould (freshener) shape. Your design will be cut along this line, including the hole for the string/hanger.

The artwork including the bleed / outer margin. The artwork background must reach this line.

The safe line / inner margin. All important letters and other elements which cannot be cut must be designed within this line.

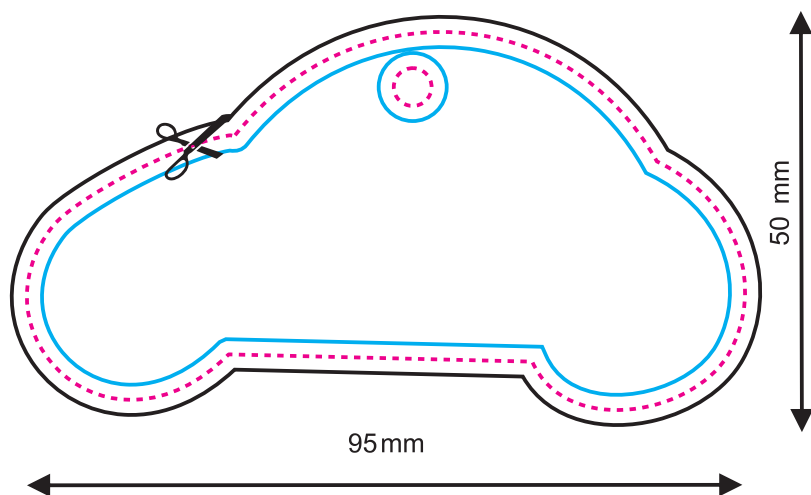
NOTE:

This is a demonstrative visualization. Please check the artwork carefully for the content, colours and text.

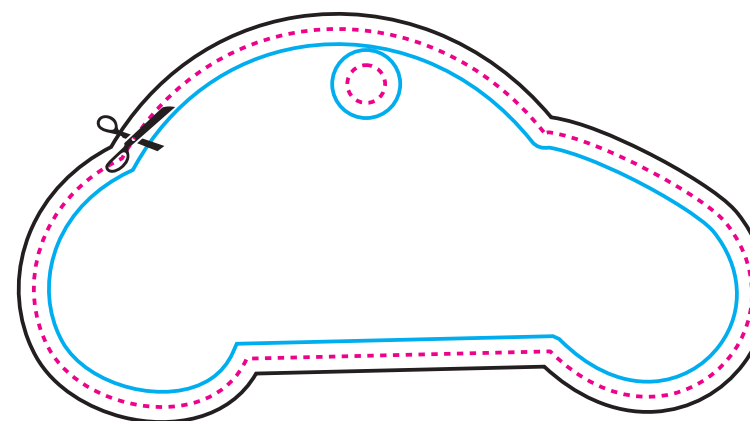
We do not responsibility for any mistakes after the design is accepted.

The design may be shifted in relation to the shape up to +/- 1 mm.

After the aromatic oil is applied the colours will slightly change.



front side



back side

Artwork
design





The mould (freshener) shape. Your design will be cut along this line, including the hole for the string/hanger.

The artwork including the bleed / outer margin. The artwork background must reach this line.

The safe line / inner margin. All important letters and other elements which cannot be cut must be designed within this line.

NOTE:

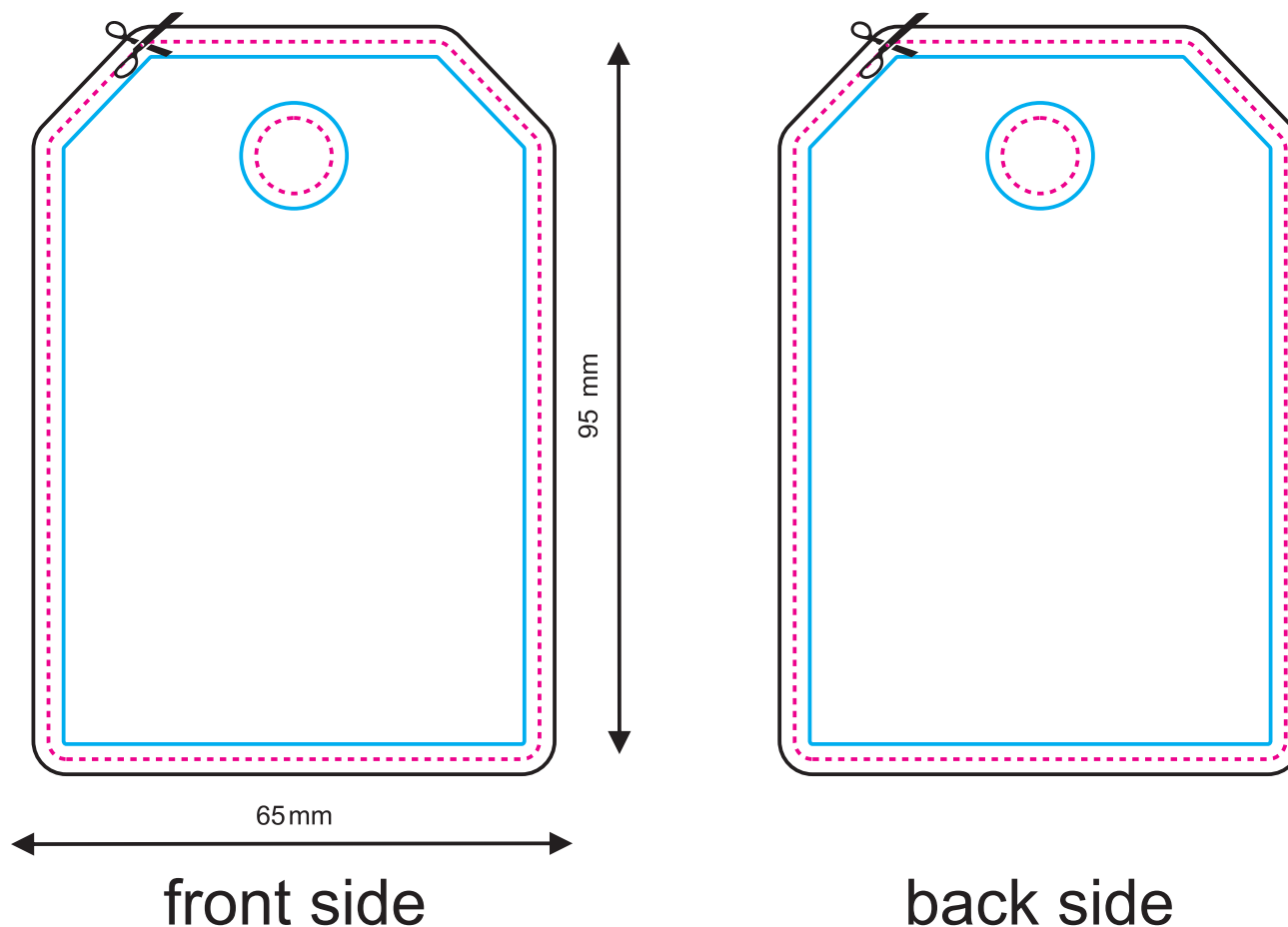
This is a demonstrative visualization. Please check the artwork carefully for the content, colours and text.

We do not responsibility for any mistakes after the design is accepted.

The design may be shifted in relation to the shape up to +/- 1 mm.

After the aromatic oil is applied the colours will slightly change.

KEY



397

The mould (freshener) shape. Your design will be cut along this line, including the hole for the string/hanger.

The artwork including the bleed / outer margin. The artwork background must reach this line.

The safe line / inner margin. All important letters and other elements which cannot be cut must be designed within this line.

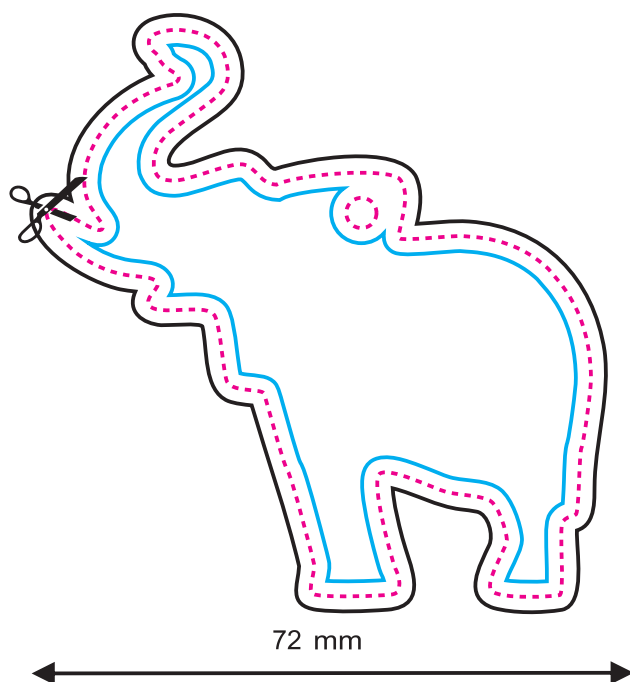
NOTE:

This is a demonstrative visualization. Please check the artwork carefully for the content, colours and text.

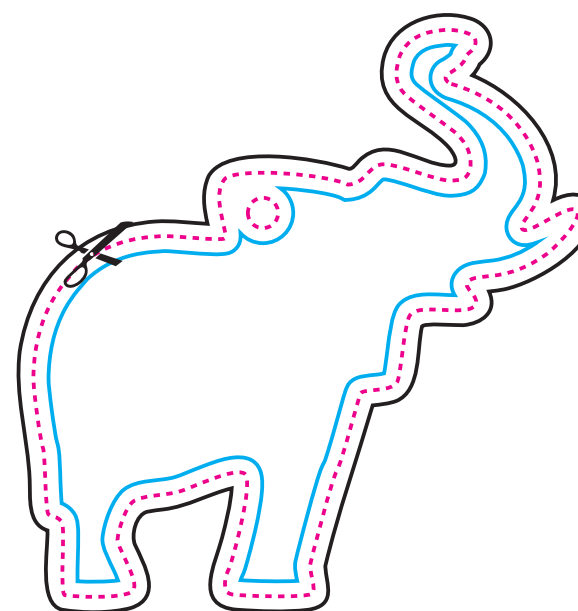
We do not responsibility for any mistakes after the design is accepted.

The design may be shifted in relation to the shape up to +/- 1 mm.

After the aromatic oil is applied the colours will slightly change.



front side



back side

Artwork
design

The mould (freshener) shape. Your design will be cut along this line, including the hole for the string/hanger.

The artwork including the bleed / outer margin. The artwork background must reach this line.

The safe line / inner margin. All important letters and other elements which cannot be cut must be designed within this line.

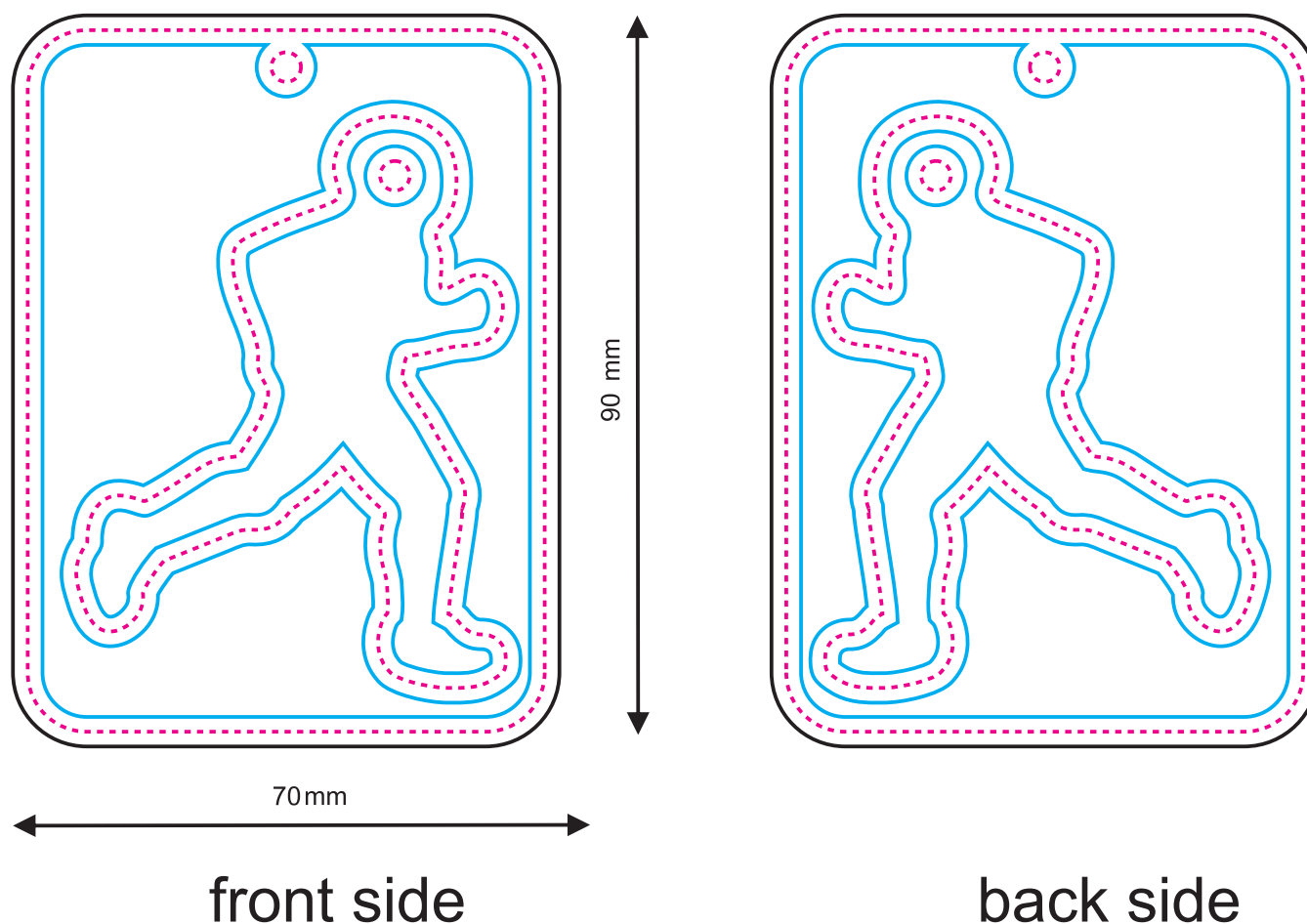
NOTE:

This is a demonstrative visualization. Please check the artwork carefully for the content, colours and text.

We do not responsibility for any mistakes after the design is accepted.

The design may be shifted in relation to the shape up to +/- 1 mm.

After the aromatic oil is applied the colours will slightly change.





400

The mould (freshener) shape. Your design will be cut along this line, including the hole for the string/hanger.

The artwork including the bleed / outer margin. The artwork background must reach this line.

The safe line / inner margin. All important letters and other elements which cannot be cut must be designed within this line.

NOTE:

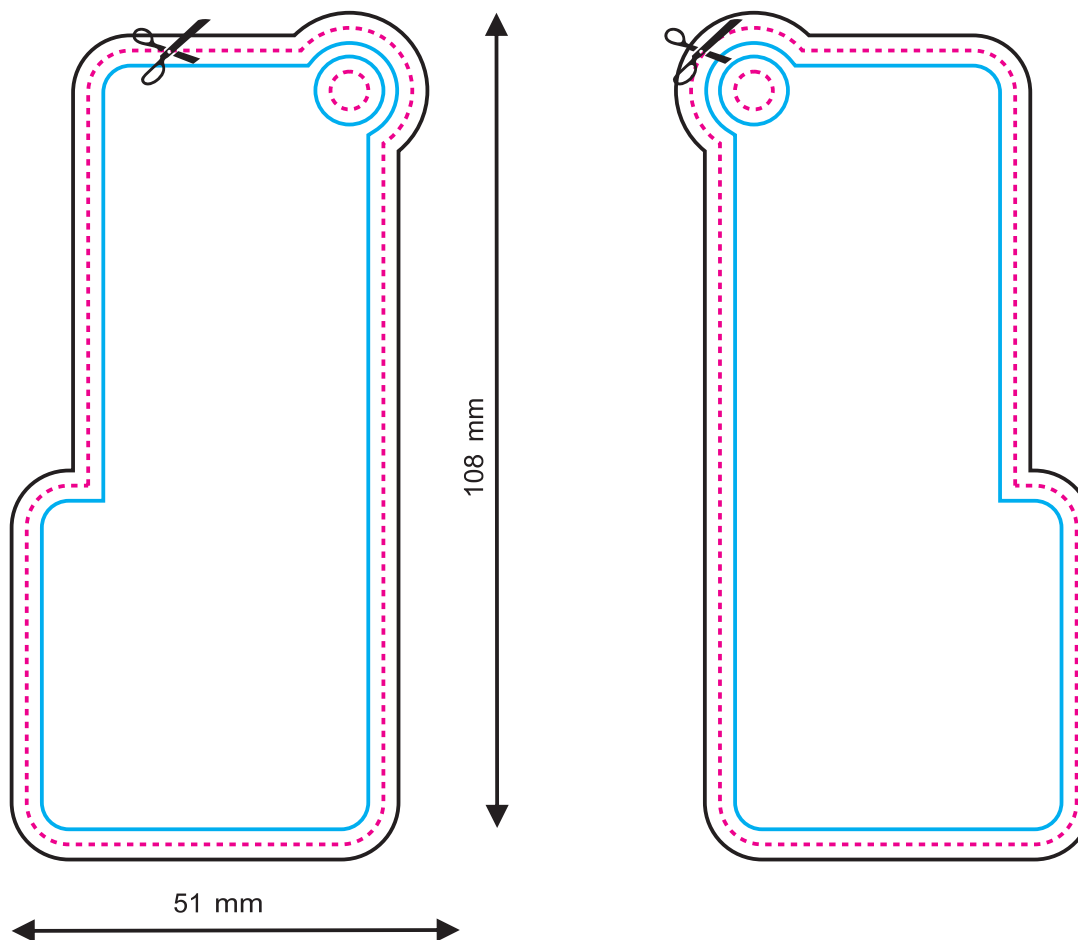
This is a demonstrative visualization. Please check the artwork carefully for the content, colours and text.

We do not responsibility for any mistakes after the design is accepted.

The design may be shifted in relation to the shape up to +/- 1 mm.

After the aromatic oil is applied the colours will slightly change.

KEY



front side

back side

Artwork
design